



BROWN COUNTY

ANNUAL FINANCIAL STATEMENT

FOR THE YEAR ENDED

SEPTEMBER 30, 2023

AND AUDITOR'S REPORT

JENNIFER D. ROBISON, CPA
COUNTY AUDITOR

March 11, 2024
(Exhibit #7)



**THE COUNTY OF BROWN
BROWNWOOD, TEXAS**

March 11, 2024

Honorable Mike Smith, District Judge, 35th Judicial District
Honorable Shane Britton, County Judge
Honorable Gary Worley, Commissioner, Precinct #1
Honorable Joel Kelton, Commissioner, Precinct #2
Honorable Wayne Shaw, Commissioner, Precinct #3
Honorable Larry Traweek, Commissioner, Precinct #4

Citizens of Brown County:

I have prepared the accompanying balance sheets of all funds of Brown County, Texas as of September 30, 2023 and the statements of revenues, transfers, expenditures, and changes in fund balances and supporting schedules for all funds for the year then ended.

The accompanying financial statements and schedules present fairly the financial position of the various funds of Brown County on the modified accrual basis on September 30, 2023 and the results of operations of such funds for the year then ended. These statements were prepared on the GAAP basis of accounting.

The accompanying Combined Balance Sheet – All Fund Types and Account Groups, as of September 30, 2023, Combined Statement of Revenues, Expenditures, and Changes in Fund Balance, for the year then ended, and Combined Statement of Revenues, Expenditures, and Changes in fund Balance – Budget (GAAP BASIS) and actual – All Governmental Fund Types, for the year then ended, have been prepared from the books and records of Brown County, Texas.

I am not independent in regard to the financial statements enclosed. The office of County Auditor is an appointed office, paid by the county to establish internal controls within the various departments of the county, evaluate these controls to various departments of the county, maintain the financial books and records of the county, prepare budget comparisons and financial statements of the county, and assist in preparation of the annual budget of the county.

The County Auditor's office is responsible for both the accuracy of the presented data and the completeness and fairness of the presentations, including all disclosures. The data presented is accurate in all material aspects and is presented in a manner that fairly sets forth the financial position and results of operation of the County. Brown County has established a comprehensive internal control framework that is designed both to protect the government's assets from loss, theft, or misuse and to compile sufficient reliable information for the preparation of the Brown County financial statements in conformity with GAAP. Internal accounting controls are designed to provide reasonable, but not absolute, assurance of the safeguarding of assets against loss from unauthorized use or disposition and reliable financial

records for preparing financial statements and maintaining accountability for assets. The concept of reasonable assurance recognizes that the cost of a control should not exceed the benefits likely to be derived.


This Comprehensive Annual Financial Report consists of three parts:

- 1) The Introductory Section includes a list of Principal Officials, Organizational Chart, and transmittal information that highlights significant aspects of financial operations during the year.
- 2) The Financial Section includes Management's Discussion and Analysis ("MD&A") basic financial statements, related notes and supplemental financial data.
- 3) The Statistical Section includes several schedules including individual fund balance sheets and budget analysis.

The notes to the financial statements are an integral part of this financial statement.

We are pleased to present the following schedules and financial statements for your information. If you have questions or concerns, please feel free to contact our office at any time.

Sincerely,

A handwritten signature in black ink that reads "Jennifer D. Robison, CPA". The signature is written in a cursive style with a long horizontal line extending from the end of the name.

Jennifer D. Robison, CPA
Brown County Auditor

BROWN COUNTY, TEXAS
ANNUAL FINANCIAL REPORT
For the Year Ended September 30, 2023

TABLE OF CONTENTS

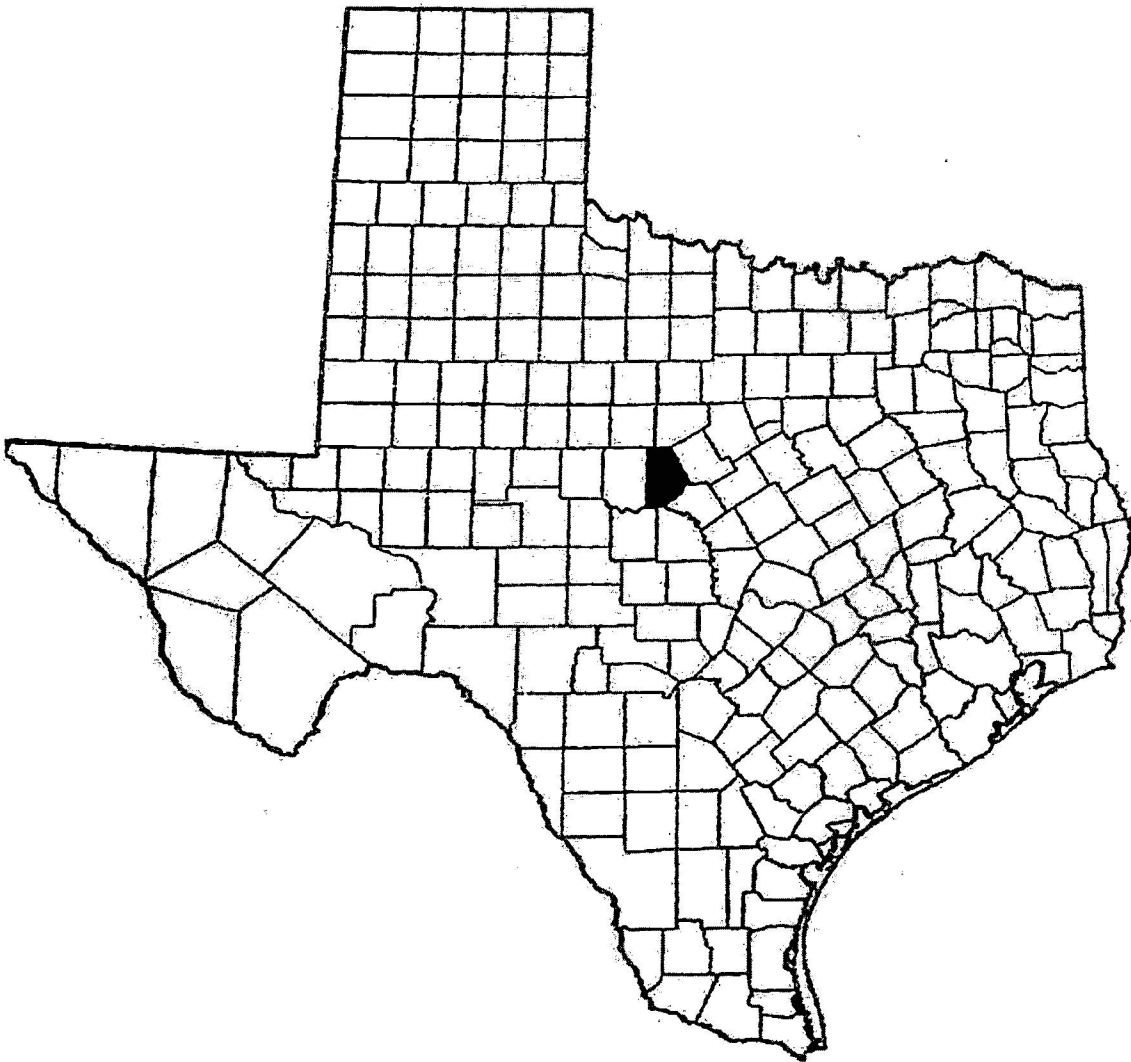
INTRODUCTORY SECTION	Page (s)
Brown County.	1
Brown County and District Officials.	2
Brown County Organizational Chart	3
 FINANCIAL SECTION	
Profile of the Government and County	4-5
Audit Certification Form.	6
Statement of Revenues, Expenditures and Changes in Fund Balance All Funds	7
Balance Sheet General Fund	8-26
Balance Sheet Road and Flood Funds	27-37
Balance Sheet Debt Services Funds.	38-39
Balance Sheet Special Revenue Funds.	40-131
Balance Sheet Long Term Debt Funds.	132
Balance Sheet Internal Service Funds.	133-142
 REQUIRED SUPPLEMENTARY INFORMATION	
Summary of Significant Accounting Policies.	143-153

INTRODUCTORY SECTION

THE STATE OF TEXAS



BROWN COUNTY



BROWN COUNTY
200 S. Broadway, Brownwood, Texas
COUNTY and DISTRICT OFFICIALS
September 30, 2023

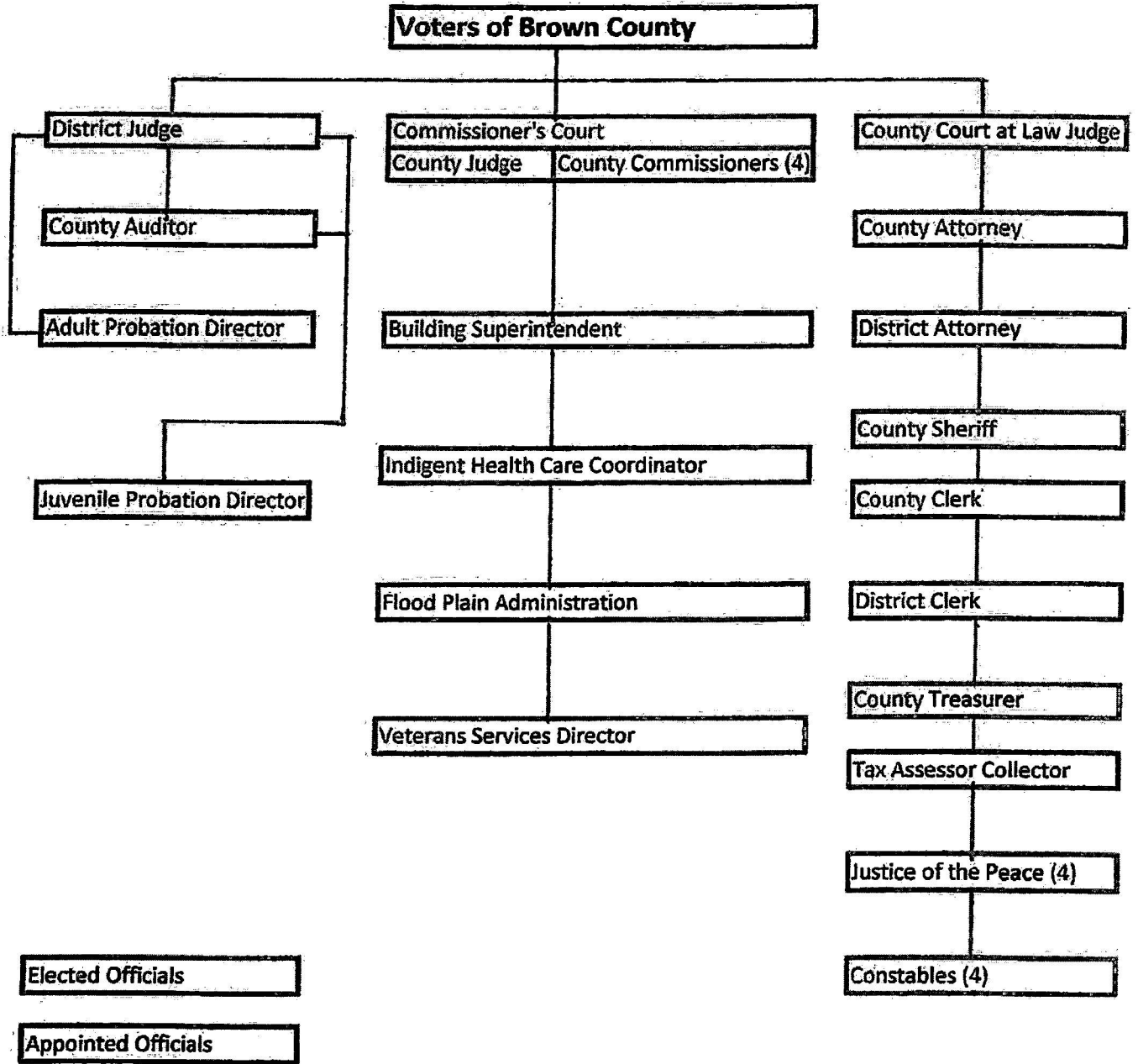
Primary County Officials

Shane Britton	-- Brown County Judge
Gary Worley	-- Commissioner, Precinct #1
Joel Kelton	-- Commissioner, Precinct #2
Wayne Shaw	-- Commissioner, Precinct #3
Larry Traweek	-- Commissioner, Precinct #4
Sam Moss	-- Brown County Court at Law Judge
Jennifer Broughton	-- Brown County Attorney
Vance Hill	-- Sheriff
Doug Hurt	-- Justice of the Peace, Precinct #1
Harold Hogan	-- Justice of the Peace, Precinct #2
Bryan Thompson	-- Justice of the Peace, Precinct #3
Teodoro Perez	-- Justice of the Peace, Precinct #4
Sharon Ferguson	-- County Clerk
Christine Pentecost	-- Tax Assessor-Collector
Ann Krpoun	-- County Treasurer
Jennifer D. Robison	-- County Auditor

Primary 35th District Officials

Mike Smith	-- 35th District Judge
Michael Murray	-- 35th District Attorney
Cheryl Jones	-- 35th District Clerk

Brown County Organizational Chart

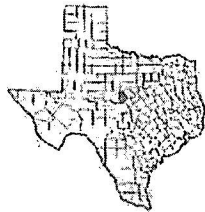


FINANCIAL SECTION



Profile of the Government

Brown County operates under a county judge/commissioners court type of government as provided for by state statute. The County receives funding from local, state and federal government sources and must comply with the requirements of these funding source entities. However, the County is not included in any other governmental "reporting entity" as defined in Section 2100, Government Accounting and Financial Reporting Standards.



Profile of the County

Brown County, located in Central Texas, is 156 miles northwest of Austin and 167 miles southwest of Dallas. Brown County covers 944 square miles. Brownwood, the County Seat, is considered a micropolitan area. Brown County is home to Lake Brownwood. Local waterways are the Pecan Bayou and its tributaries and the Colorado River, which forms the southern boundary of the county. The average low temperature in January is 33° F; the average high in July is 96°. The growing season lasts 242 days. Rainfall averages 27.42 inches annually.

The county is served by an adequate transportation system, with U.S. highways 67 and 84 crossing from east to west, and 377 and 183 from northeast to southwest. The Atchison, Topeka and Santa Fe Railroad crosses the state from the northeast to the west through Brownwood. Communities in Brown County include Early, Bangs, Blanket, Brookesmith, Cross Cut, Grosvenor, Indian Creek, May, and Zephyr.

Brown County provides a full range of services to its citizens. These services include police protection, health and social services, public improvements, streets and traffic control, libraries, and recreation facilities, as well as general administrative services.

Facts Concerning 2023 Governmental Fund Finances

The overall fund balance decreased from 2022 to 2023 by \$139,363 or approximately .76%. This decrease is attributed in part to property added to the tax rolls, excess delinquent tax payments, lower than expected receipted revenue and various grant income. Brown County Elected officials and department heads are credited with controlling expenses and conserving tax payer dollars to lower the overall expenditure rate.

Factors Affecting Financial Condition

When considering Long-term financial planning, there are several pressing issues that will have a financial impact on the County of Brown and its citizens:

- 1) National Financial Recession
- 2) Indigent Defense
- 3) Indigent Health Care
- 4) Law Enforcement
- 5) Governmental Security
- 6) Capital Projects for Courthouse Expansion
- 7) Covid and ARPA Expenses

Brown County aggressively pursues cost efficient methods to continue to provide the governmental resources necessary to ensure the public safety, health and welfare while maintaining current budget levels.



Brown County, Texas
 Fiscal Year Ended September 30, 2023
 AUDIT CERTIFICATION FORM (ACE)

We have exceeded the \$750,000 federal/state expenditure threshold for the fiscal year referenced above. We will have our Single Audit or Program Specific Audit completed and will submit the audit report within nine (9) months after the end of the audited fiscal year.

We did not exceed the \$750,000 federal/state expenditure threshold for the fiscal year referenced above. A Single Audit or a Program Specific Audit is not required for this fiscal year. Federal and State Funds Schedules are indicated below.

Federal Funds Schedule				
Federal Grantor	Pass-Through Grantor	Program Name & CFDA Number	CFDA Number	Expenditures
U. S. Department of Justice	Texas Attorney General	Vine/Appriess	16.575	\$17,505.23
U. S. Department of Justice	Texas Emergency Mgmt	Federal Emergency Disaster	97.036	\$12,961.79
U. S. Department of Justice		Bullet Proof Vest Grant	16.607	\$3200.00
U.S. Department of Treasury	Department of Treasury	State Criminal Alien Assistance Program		\$0.00
U.S. Department of Treasury	Department of Treasury	COVID		\$0.00
U.S. Department of Treasury	Department of Treasury	ARPA		\$807,142.32
Total Federal Expenditures for the Fiscal Year				\$840,809.34
State Funds Schedule				
State Grantor	Pass-Through Grantor	Program Name	Contract Number	Expenditures
State of Texas	Texas Department of Transportation	County Transportation Infrastructure Fund Grant	CTIF-01-025	\$0.00
Total State Expenditures for the Fiscal Year				\$0.00
Total Federal and State Expenditures for the Fiscal Year				\$840,809.34

Jennifer D. Robison
 Jennifer D. Robison
 Brown County Auditor

Shane Britton
 Shane Britton
 Brown County Judge

_____ Date

Combining Balance Sheet
 Governmental Funds*
 Brown County
 For the Year Ended
 September 30, 2023

	General Fund	Road and Bridge Funds	Other Funds	Total Governmental Funds
ASSETS				
Cash and Cash Equivalents	\$ 303,014.20	\$ 154,121.21	\$ 6,751,526.16	\$ 7,208,661.57
Investments - Current	8,552,792.41	1,679,872.59	1,493,298.16	11,725,963.16
Taxes Receivable	975,413.72	211,493.56	223,037.88	1,409,945.16
Governmental Receivables	(54,689.72)	(18,507.16)	50,385.45	(22,811.43)
Due from Other Funds	1,494,851.11	28,755.34	(2,156,420.77)	(632,814.32)
Amount to be Provided for Notes Payable Series 2020 Bonds	(920,000.00)	522,506.40		522,506.40 (920,000.00)
Total Assets	<u>\$ 10,351,381.72</u>	<u>\$ 2,578,241.94</u>	<u>\$ 6,361,826.88</u>	<u>\$ 19,291,450.54</u>
 Liabilities:				
Accounts Payable	\$ 128,926.17	\$ 155,868.68	\$ (65,274.12)	\$ 219,520.73
Wages and Salary Payable	(9,367.42)	(4,186.32)	(31.57)	(13,585.31)
Cafeteria Reserve				
Benefits Payable	120,920.91			120,920.91
Other Notes Payable	(976,093.70)	(211,493.56)	(205,855.24)	(1,393,442.50)
Deferred Ad Valorem Tax	(596.54)	(150,000.00)		(150,596.54)
Due to Others	-	(571,786.28)		(571,786.28)
Notes Payable				-
Unearned Revenues	920,000.00			920,000.00
Series 2020 Bonds				-
Total Liabilities	<u>\$ 183,789.42</u>	<u>\$ (781,597.48)</u>	<u>\$ (271,160.93)</u>	<u>\$ (968,968.99)</u>
 Fund Balances				
Reserved For:				
Debt Service				-
Specific Purposes			(271,160.93)	(271,160.93)
Right of Way	(100,000.00)			(100,000.00)
Capital Projects				
Unreserved and Undesignated:	183,789.42	(781,597.48)	-	(597,808.06)
Total Fund Balances	<u>\$ 83,789.42</u>	<u>\$ (781,597.48)</u>	<u>\$ (271,160.93)</u>	<u>\$ (968,968.99)</u>
Total Liabilities and Fund Bal	<u>\$ 83,789.42</u>	<u>\$ (781,597.48)</u>	<u>\$ (271,160.93)</u>	<u>\$ (968,968.99)</u>
Fund Balances	\$ (10,576,211.96)	\$ (1,771,353.37)	\$ (6,092,213.87)	\$ (18,439,779.20)
Total Revenue	\$ (17,506,594.07)	\$ (4,125,944.65)	\$ (2,490,814.19)	\$ (24,123,352.91)
Total Expense	\$ 17,647,634.89	\$ 4,100,653.56	\$ 2,492,362.11	\$ 24,240,650.56
Total Fund Equity	\$ (10,435,171.14)	\$ (1,796,644.46)	\$ (6,090,665.95)	\$ (18,322,481.55)
Total Liabilities/Equity	<u>\$ (10,351,381.72)</u>	<u>\$ (2,578,241.94)</u>	<u>\$ (6,361,826.88)</u>	<u>\$ (19,291,450.54)</u>

Brown County
Combining Balance Sheet
All Funds

For the Year Ended September 30, 2023

Assets:		
Cash and Cash Equivalents	\$	7,311,387.19
Investments - Current		11,725,963.16
Taxes Receivable		1,409,945.16
Governmental Receivables		(22,694.45)
Due from Other Funds		(699,039.29)
Amount to be Provided for Notes Payable		522,506.40
Series 2020 Bonds		(920,000.00)

Total Assets	\$	19,328,068.17
---------------------	-----------	----------------------

Liabilities:		
Accounts Payable		(162,554.87)
Wages and Salary Payable		325,125.80
Cafeteria Reserve		(9,397.70)
Benefits Payable		(1,532.35)
Other Notes Payable		120,382.72
Deferred Ad Valorem Tax		(1,393,442.50)
Due to Others		(150,596.54)
Notes Payable		(571,786.28)
Unearned Revenues		-
Series 2020 Bonds		920,000.00

Total Liabilities	\$	(923,801.72)
--------------------------	-----------	---------------------

Fund Balances

Reserved For:		
Debt Service		-
Specific Purposes		(271,160.93)
Right of Way		(100,000.00)
Capital Projects		-

Unreserved and Undesignated:		(652,640.79)
------------------------------	--	--------------

Total Fund Balances	\$	(1,023,801.72)
----------------------------	-----------	-----------------------

Total Liabilities and Fund Balances		(1,023,801.72)
--	--	-----------------------

Fund Balances		(18,443,629.84)
Total Revenue		(24,614,780.46)
Total Expense		24,754,143.85
Total Fund Equity		(18,304,266.45)

Total Liabilities/Equity	\$	(19,328,068.17)
---------------------------------	-----------	------------------------

Brown County
Statement of Revenues, Expenditures, and Changes in Fund Balance
Governmental Funds*
For the Year Ended
September 30, 2023

	General Fund	Road and Flood Funds	Other Funds**	Total Governmental Funds
Revenues:				
Taxes	\$15,240,710.05	\$2,866,529.75	630,407.91	\$ 18,737,647.71
Grants, Subsidies and Loans	\$324,009.56	\$8,687.50		332,697.06
Licenses and Permits	74,827.38	1,103,469.98	43,131.99	1,221,429.35
Local Shared Revenue	241,857.91			241,857.91
Fees of Office	706,242.44		1,347,185.29	2,053,427.73
Fines	381,635.98			381,635.98
Other Revenue	514,254.49	147,257.42	4,037,868.03	4,699,379.94
Other Fees	23,056.26			23,056.26
Other Transfers				
Fund Balance				
Total Revenues	\$ 17,506,594.07	\$ 4,125,944.65	\$ 6,058,593.22	\$ 27,691,131.94
Expenditures				
General Administration	\$ 3,207,838.40		\$ 22,250.36	\$ 3,230,088.76
Judicial	3,176,919.31		57,131.50	3,234,050.81
Legal	1,156,366.54		13,346.70	1,169,713.24
Election	291,777.96		655,926.78	947,704.74
Financial	595,764.83		-	595,764.83
Tax Administration	877,662.56		-	877,662.56
Public Facilities	3,551,420.15		272,361.31	3,823,781.46
Public Safety	3,789,140.16		1,103,344.37	4,892,484.53
Environmental	-		-	-
Health and Welfare	412,340.46		245,234.40	657,574.86
Cultural and Recreational	352,582.68		40,433.75	393,016.43
Conservation	235,821.84		-	235,821.84
Debt Service			911,905.40	911,905.40
Transfers			7,983.76	7,983.76
Road Expenses		4,100,653.56	860,866.88	4,961,520.44
Violence Prevention			-	-
Total Expenditures	\$ 17,647,634.89	\$ 4,100,653.56	\$ 4,190,785.21	\$ 25,939,073.66
Net Change in Fund Balances	\$ (141,040.82)	\$ 25,291.09	\$ 1,867,808.01	\$ 1,752,058.28
Fund Balance				
Beginning of Year	10,576,211.96	1,771,353.37	4,223,925.86	\$ 16,571,491.19
End of Year	<u>\$10,435,171.14</u>	<u>\$1,796,644.46</u>	<u>\$6,091,733.87</u>	<u>\$18,323,549.47</u>

** Does not include Internal Service Funds

Brown County
Statement of Revenues, Expenditures, and Changes in Fund Balance
All Funds
For the Year Ended
September 30, 2023

Revenues:

Taxes	\$ 18,809,191.95
Grants, Subsidies and Loans	332,697.06
Licenses and Permits	1,221,429.35
Local Shared Revenue	241,857.91
Fees of Office	2,053,427.73
Fines	381,635.98
Other Revenue	4,700,522.00
Other Fees	23,056.26
Other Transfers	-
Fund Balance	-

Total Revenues	\$ 27,763,818.24
-----------------------	-------------------------

Expenditures

General Administration	\$ 3,230,088.76
Judicial	3,234,050.81
Legal	1,245,097.21
Election	947,704.74
Financial	595,764.83
Tax Administration	877,662.56
Public Facilities	3,955,480.18
Public Safety	4,892,484.53
Environmental	-
Health and Welfare	657,574.86
Cultural and Recreational	393,016.43
Conservation	235,821.84
Debt Service	911,905.40
Transfers	7,983.76
Road Expenses	4,961,520.44
Violence Prevention	278,924.94

Total Expenditures	\$ 26,425,081.29
---------------------------	-------------------------

Net Change in Fund Balances	\$ 1,338,736.95
------------------------------------	------------------------

Fund Balance Beginning of Year	\$ 16,964,901.94
--	-------------------------

End of Year	<u>\$18,303,638.89</u>
--------------------	-------------------------------

GENERAL FUND

BROWN COUNTY
 STATEMENT OF REVENUES, EXPENDITURES AND CHANGES
 IN FUND BALANCES - BUDGET AND ACTUAL
 PERIOD 12 YEAR 2023

GENERAL FUND				
	ORIG BUDGET	BUDGET	ACTUAL	VARIANCE
REVENUES				
TAXES	16,172,791.00	16,172,791.00	15,240,710.05	(932,080.95)
GRANTS, SUBSIDIES AND LOANS	312,557.00	312,557.00	324,009.56	11,452.56
LICENSES AND PERMITS	38,600.00	38,600.00	74,827.38	36,227.38
LOCAL SHARED REVENUE	259,946.00	259,946.00	241,857.91	(18,088.09)
FEES OF OFFICE	739,981.00	739,981.00	706,242.44	(33,738.56)
FINES	305,508.00	305,508.00	381,635.98	76,127.98
OTHER REVENUE	55,144.00	55,144.00	514,254.49	459,110.49
OTHER FEES	28,785.00	28,785.00	23,056.26	(5,728.74)
FUND BALANCE	1,000,000.00	1,000,000.00		(1,000,000.00)
TRANSFERS				
OTHER TRANSFERS				
TOTAL REVENUES	18,913,312.00	18,913,312.00	17,506,594.07	(1,406,717.93)
EXPENDITURES				
GENERAL ADMINISTRATION	3,784,680.00	3,743,912.00	3,207,838.40	536,073.60
JUDICIAL	3,294,515.00	3,294,515.00	3,176,919.31	117,595.69
LEGAL	1,164,335.00	1,164,335.00	1,156,366.54	7,968.46
ELECTION	252,607.00	291,773.00	291,777.96	(4.96)
FINANCIAL	606,572.00	606,572.00	595,764.83	10,807.17
TAX ADMINISTRATION	914,001.00	914,001.00	877,662.56	36,338.44
PUBLIC FACILITIES	3,594,663.00	3,596,265.00	3,551,420.15	44,844.85
PUBLIC SAFETY	3,936,094.00	3,936,094.00	3,789,140.16	146,953.84
ENVIRONMENTAL				
HEALTH AND WELFARE	753,341.00	753,341.00	412,340.46	341,000.54
CAPITAL OUTLAY				
CULTURAL AND RECREATIONAL	364,978.00	364,978.00	352,582.68	12,395.32
CONSERVATION	247,526.00	247,526.00	235,821.84	11,704.16
DEBT SERVICE				
TRANSFERS				
ROAD EXPENSES				
VIOLENCE PREVENTION				
TOTAL EXPENDITURES	18,913,312.00	18,913,312.00	17,647,634.89	1,265,677.11
EXCESS OF REVENUES OVER (UNDER) EXPENDITURES	.00	.00	(141,040.82)	(141,040.82)
OTHER FINANCING SOURCES				
RESERVE FOR ROW				
TOTAL OTHER SOURCES	.00	.00	.00	.00
NET CHANGES IN FUND BALANCES	.00	.00	(141,040.82)	(141,040.82)
010 FUND BALANCE				
BEGINNING OF YEAR	.00	10,576,211.96	10,576,211.96	.00
END OF YEAR	.00	10,576,211.96	10,435,171.14	(141,040.82)

7

BROWN COUNTY
TRIAL BALANCE SHEET - GENERAL FUND
SEPTEMBER

YEAR-TO-DATE

ASSETS:

2023 010-102-300	PETTY CASH TAC MOTOR VEHICLE	1,500.00
2023 010-102-350	PETTY CASH-OSSF/CCAA	50.00
2023 010-102-400	PETTY CASH SHERIFF	1,500.00
2023 010-102-450	PETTY CASH SHERIFF ESTRAY	500.00
2023 010-102-500	PETTY CASH COUNTY CLERK	200.00
2023 010-103-000	CASH IN BANK	299,264.20
2023 010-103-100	PASS BOOK	.00
2023 010-103-201	CERTIFICATES OF DEPOSIT	8,250,143.95
2023 010-103-202	TOBACCO CD	302,648.46
2023 010-103-203	IND DEF CD	.00
2023 010-105-000	ADVALOREM TAXES RECEIVABLE	975,413.72
2023 010-106-000	EST UNCOLLECTIBLE CURRENT TAX	.00
2023 010-107-000	TAXES RECEIVABLE-DELINQUENT	.00
2023 010-115-000	ACCOUNTS RECEIVABLE	54,689.72
2023 010-121-000	AMT TO BE PROV FOR N.P	120,920.91
2023 010-131-000	DUE TO AND FROM OTHER FUNDS	1,440,772.02
2023 010-131-100	DUE FROM JUVENILE PROBATION	25,000.00
2023 010-132-000	TOBACCO FUND LOAN TO PCTS	150,000.00
2023 010-151-000	INVESTMENTS	.00
2023 010-171-000	ESTIMATED REVENUES	.00
2023 010-171-100	BUDGETED FUND BALANCE	.00

TOTAL ASSETS

11,271,381.72

11,271,381.72

LIABILITIES:

2023 010-202-000	ACCOUNTS PAYABLE	128,926.17
2023 010-202-100	SALARIES PAYABLE	9,367.42
2023 010-202-110	ECBS COBRA	.00
2023 010-202-200	NOTES PAYABLE	120,920.91
2023 010-205-000	DISTRICT CLERK ESCHEATED FUNDS	596.54
2023 010-207-000	DUE TO OTHER FUNDS	.00
2023 010-241-000	ESTIMATED EXPENDITURES	.00
2023 010-241-100	BUDGETED FUND BALANCE	.00
2023 010-250-000	DEFERRED ADVAL TAX REVENUE	976,093.70
2023 010-261-000	RESERVED FOR ROW	100,000.00

TOTAL LIABILITIES

836,210.58

FUND EQUITY:

FUND BALANCE	10,576,211.96
REALIZED REVENUE	17,506,594.07
LESS EXPENDITURES	17,647,634.89

TOTAL FUND EQUITY

10,435,171.14

TOTAL LIABILITIES/FUND EQUITY

11,271,381.72

BUDGET COMPARISON FOR SEPTEMBER

GENERAL FUND

ACCOUNT NO	ACCOUNT NAME	ENCUMBRANCE	CURRENT BUDGET	PREVIOUS M-T-D	** ACTUAL ** M-T-D	** ACTUAL ** Y-T-D	**** ACTUAL REMAINING	***** PERCENT
2023 010-310-110	ADV TAXES CURRENT	.00	15736,265.00-	14703,947.27-	55,373.05-	14759,320.32-	976,944.68-	6.21
2023 010-310-120	ADV TAXES DELINQUENT	.00	261,078.00-	253,394.14-	36,534.44-	289,928.58-	28,850.58	11.05
2023 010-310-122	ADV TAXES P&I	.00	92,631.00-	72,498.46-	19,826.89-	92,325.35-	305.65-	.33
2023 010-310-125	EXCESS TAX PROCEEDS	.00	5,000.00-	4,178.02-	.00	4,178.02-	821.98-	16.44
2023 010-310-130	ALCOHOLIC BEV TAX	.00	77,817.00-	78,131.79-	16,825.99-	94,957.78-	17,140.78-	22.03
2023 010-310-200	LOAN PROCEEDS	.00	.00	.00	.00	.00	.00	.00
2023 010-310-250	LAW ENF. CNTR REIMBUSE	.00	40,000.00-	36,013.28-	9,811.50-	45,824.78-	5,824.78	14.56
2023 010-310-255	JUVENILE JUSTICE CENTE	.00	102,000.00-	93,500.00-	8,500.00-	102,000.00-	.00	.00
2023 010-310-260	COURT AT LAW SUPPLEMEN	.00	84,000.00-	84,000.00-	.00	84,000.00-	.00	.00
2023 010-310-261	COUNTY ATTNY STATE SUP	.00	35,000.00-	35,000.00-	.00	35,000.00-	.00	.00
2023 010-310-262	CO JUDGE SUPPLEMENT SA	.00	25,200.00-	25,200.00-	.00	25,200.00-	.00	.00
2023 010-310-265	INDIGENT DEFENSE GRANT	.00	18,300.00-	29,759.25-	.00	29,759.25-	11,459.25	62.62
2023 010-310-266	IND DEF BOND FEES	.00	5,057.00-	4,316.00-	210.00-	4,526.00-	531.00-	10.50
2023 010-310-267	COVID-19 GRANT	.00	.00	.00	.00	.00	.00	.00
2023 010-310-270	STEP GRANT REIMB	.00	.00	271.75-	4,376.30	4,104.55	4,104.55-	.00
2023 010-310-275	VETERANS SERVICE SUBSI	.00	3,000.00-	3,000.00-	.00	3,000.00-	.00	.00
2023 010-310-300	INSURANCE PROCEEDS	.00	.00	1,195.92	.00	1,195.92	1,195.92-	.00
2023 010-321-325	GOV DEALS-AUCTIONS	.00	.00	30,900.00-	.00	30,900.00-	30,900.00	.00
2023 010-321-333	STATE BINGO COMMISSION	.00	10,000.00-	9,263.99-	3,456.10-	12,720.09-	2,720.09	27.20
2023 010-321-334	MIXED BEVERAGES PERMIT	.00	10,000.00-	8,000.00-	2,580.00-	10,580.00-	580.00	5.80
2023 010-321-355	TEXAS DEPT. OF HEALTH	.00	18,600.00-	20,627.29-	.00	20,627.29-	2,027.29	10.90
2023 010-334-490	ELECTION REIMB OF SHAR	.00	20,000.00-	53,440.18-	.00	53,440.18-	33,440.18	167.20
2023 010-335-312	CSCD ATT FEE RESTITUTI	.00	28,614.00-	27,719.15-	9,370.00-	37,089.15-	8,475.15	29.62
2023 010-335-313	LOCAL CONS. COURT COST	.00	14,980.00-	14,846.08-	.00	14,846.08-	133.92-	.89
2023 010-335-314	JUVENILE ATTNY REIMB	.00	.00	95.00-	.00	95.00-	95.00	.00
2023 010-339-329	FEMA FUNDING	.00	.00	.00	.00	.00	.00	.00
2023 010-339-347	SHERIFF TASK FORCE	.00	.00	.00	.00	.00	.00	.00
2023 010-339-348	INMATE DOJ SCAPP GRANT	.00	.00	.00	.00	.00	.00	.00
2023 010-339-350	SHERIFF INMATE SSI	.00	3,360.00-	890.00-	36.00-	926.00-	2,434.00-	72.44
2023 010-339-351	SHERIFF PRISONER TRANS	.00	11,416.00-	671.85-	17.98-	689.83-	10,726.17-	93.96
2023 010-339-352	PRISONER HOUSING FEES	.00	139,776.00-	39,922.70-	46,598.47-	86,521.17-	53,254.83-	38.10
2023 010-339-353	INMATE PHONE CONTRACT	.00	41,800.00-	37,536.74-	10,713.76-	48,250.50-	6,450.50	15.43
2023 010-339-400	IND HEALTH SPECIAL REF	.00	.00	.00	.00	.00	.00	.00
2023 010-340-200	FEES SHERIFF	.00	14,492.00-	12,418.38-	1,349.68-	13,768.06-	723.94-	5.00
2023 010-340-201	BOND 2020	.00	1,655.00-	1,165.66-	328.32-	1,493.98-	161.02-	9.73
2023 010-340-202	COR JAIL 2020	.00	1,692.00-	1,196.55-	321.74-	1,518.29-	173.71-	10.27
2023 010-340-203	NTA 2020	.00	765.00-	510.70-	131.48-	642.18-	122.82-	16.05
2023 010-340-204	PROSECUTOR FEE	.00	3,661.00-	2,718.06-	683.72-	3,401.78-	259.22-	7.08
2023 010-340-205	COUNTY JURY FUND FEE	.00	.00	.00	.00	.00	.00	.00
2023 010-340-206	COUNTY SPECIALTY COURT	.00	3,394.00-	2,437.98-	623.50-	3,061.48-	332.52-	9.80
2023 010-340-207	CAPIAS WARRANT 2020	.00	1,208.00-	1,059.13-	344.13-	1,403.26-	195.26	16.16
2023 010-340-208	BOND ADMIN FEE	.00	.00	.00	.00	.00	.00	.00
2023 010-340-340	COURT FACILITY	.00	11,829.00-	10,380.00-	2,820.00-	13,200.00-	1,371.00	11.59
2023 010-340-341	FEES JP #1	.00	6,572.00-	5,930.00-	852.00-	6,782.00-	210.00	3.20
2023 010-340-342	FEES JP #2	.00	9,256.00-	7,306.75-	1,292.00-	8,598.75-	657.25-	7.10
2023 010-340-343	FEES JP #3	.00	3,784.00-	3,115.00-	754.25-	3,869.25-	85.25	2.25
2023 010-340-344	FEES JP #4	.00	3,677.00-	3,978.00-	1,105.00-	5,083.00-	1,406.00	38.24
2023 010-340-345	REFUND	.00	.00	.00	.00	.00	.00	.00
2023 010-340-346	FEES DST CLERK CCL	.00	5,583.00-	1,471.00-	251.00-	1,722.00-	3,861.00-	69.16
2023 010-340-347	FEES DST CLK - DISTRIC	.00	106,212.00-	84,173.19-	19,414.65-	103,587.84-	2,624.16-	2.47
2023 010-340-348	SPECIALTY COURT FEE-DI	.00	2,529.00-	2,059.73-	261.61-	2,321.34-	207.66-	8.21
2023 010-340-349	FEES TAC	.00	167,001.00-	137,062.00-	17,475.55-	154,537.55-	12,463.45-	7.46
2023 010-340-351	FEES CNSTBL #1	.00	13,868.00-	16,137.50-	2,598.30-	18,735.80-	4,867.80	35.10

BUDGET COMPARISON FOR SEPTEMBER

GENERAL FUND

ACCOUNT NO	ACCOUNT NAME	ENCUMBRANCE	CURRENT BUDGET	PREVIOUS M-T-D	** ACTUAL ** M-T-D	** ACTUAL ** Y-T-D	**** ACTUAL **** REMAINING	***** PERCENT
2023 010-340-352	FEES CNSTBL #2	.00	25,504.00-	28,609.01-	2,405.00-	31,014.01-	5,510.01	21.60
2023 010-340-353	FEES CNSTBL #3	.00	9,961.00-	10,894.80-	2,204.40-	13,099.20-	3,138.20	31.50
2023 010-340-354	FEES CNSTBL #4	.00	10,373.00-	11,243.10-	2,535.00-	13,778.10-	3,405.10	32.83
2023 010-340-355	CONST SVC FEE DST CRT	.00	19,611.00-	12,370.77-	4,230.00-	16,600.77-	3,010.23-	15.35
2023 010-340-356	CONST SVC FEE CCL	.00	2,754.00-	3,810.00-	510.00-	4,320.00-	1,566.00	56.86
2023 010-340-357	CONST SVC FEE CO COURT	.00	16,530.00-	11,473.00-	3,060.00-	14,533.00-	1,997.00-	12.08
2023 010-340-358	CAPR	.00	.00	130.75-	.00	130.75-	130.75	.00
2023 010-340-359	SOF	.00	.00	6.39-	.00	6.39-	6.39	.00
2023 010-340-399	FEES COUNTY COURT	.00	2,292.00-	.00	.00	.00	2,292.00-	100.00
2023 010-340-400	FEES CO CLK - GENERAL	.00	271,244.00-	194,468.20-	41,212.27-	235,680.47-	35,563.53-	13.11
2023 010-340-401	FEES CO CLK - CCL	.00	2,284.00-	1,134.17-	59.68-	1,193.85-	1,090.15-	47.73
2023 010-340-402	COUNTY CLERK PROBATE C	.00	309.00-	20.00-	.00	20.00-	289.00-	93.53
2023 010-340-410	DRUG COURT FEES	.00	2,927.00-	946.44-	.00	946.44-	1,980.56-	67.67
2023 010-340-425	FEES OSSF PERMITS	.00	19,014.00-	25,770.00-	2,845.00-	28,615.00-	9,601.00	50.49
2023 010-340-430	CCL PROBATION EXTENSIO	.00	.00	.00	.00	.00	.00	.00
2023 010-340-450	SURVEYOR RECORDS FEES	.00	.00	.00	.00	.00	.00	.00
2023 010-340-469	CHILD SAFETY FEE	.00	.00	2,577.90-	.00	2,577.90-	2,577.90	.00
2023 010-340-745	SCC	.00	.00	.00	.00	.00	.00	.00
2023 010-350-350	FINES CCL CO CLERK	.00	1,200.00-	1,237.09-	34.81-	1,271.90-	71.90	5.99
2023 010-350-351	FINES COUNTY CLERK	.00	23,192.00-	40,039.18-	17,222.80-	57,261.98-	34,069.98	146.90
2023 010-350-352	FINES DISTRICT CLERK	.00	146,561.00-	159,404.33-	26,108.77-	185,513.10-	38,952.10	26.58
2023 010-350-353	FINES CCL DIST CLERK	.00	.00	.00	.00	.00	.00	.00
2023 010-350-354	CCL DIVORCE CIVIL FINE	.00	.00	392.70-	.00	392.70-	392.70	.00
2023 010-350-355	CCL CHILD SUPP CIVIL F	.00	.00	.00	.00	.00	.00	.00
2023 010-350-361	FINES JP #1	.00	20,121.00-	16,289.78-	1,984.96-	18,274.74-	1,846.26-	9.18
2023 010-350-362	FINES JP #2	.00	18,167.00-	15,668.41-	4,879.82-	20,548.23-	2,381.23	13.11
2023 010-350-363	FINES JP #3	.00	58,121.00-	57,282.80-	8,386.60-	65,669.40-	7,548.40	12.99
2023 010-350-364	FINES JP #4	.00	38,146.00-	28,330.11-	4,373.82-	32,703.93-	5,442.07-	14.27
2023 010-355-100	RESTITUTION - CO CLK M	.00	.00	.00	.00	.00	.00	.00
2023 010-355-101	COUNTY CRT ATTN Y RESTI	.00	.00	.00	.00	.00	.00	.00
2023 010-355-102	COUNTY COURT JURY REST	.00	.00	.00	.00	.00	.00	.00
2023 010-355-103	CCL MISDEMEANOR RESTIT	.00	.00	.00	.00	.00	.00	.00
2023 010-355-104	ATTNY RESTITUTION CCL	.00	.00	.00	.00	.00	.00	.00
2023 010-355-105	CIVIL ATTN Y REST DST C	.00	.00	.00	.00	.00	.00	.00
2023 010-355-301	PRE TRIAL DIVERSION CC	.00	.00	.00	.00	.00	.00	.00
2023 010-355-302	PRETRIAL DIVERSION CCL	.00	.00	.00	.00	.00	.00	.00
2023 010-355-303	PRETRIAL BOND FEES	.00	.00	.00	.00	.00	.00	.00
2023 010-355-304	DST CRT JURY RESTITUTI	.00	3,653.00-	3,700.00-	1,030.00-	4,730.00-	1,077.00	29.48
2023 010-355-305	CCL JURY RESTITUTION	.00	.00	.00	.00	.00	.00	.00
2023 010-355-309	DST COURT JUDGEMENT NI	.00	.00	.00	.00	.00	.00	.00
2023 010-355-310	CCL JUDGEMENT NISI	.00	.00	.00	.00	.00	.00	.00
2023 010-355-311	CCL BOND FORFEITURE	.00	.00	.00	.00	.00	.00	.00
2023 010-355-435	STATE JUROR REIMB DST	.00	7,915.00-	14,522.00-	8,050.00-	22,572.00-	14,657.00	185.18
2023 010-355-451	J.P. #1 RESTITUTION	.00	.00	.00	.00	.00	.00	.00
2023 010-355-452	J.P. #2 RESTITUTION	.00	.00	.00	.00	.00	.00	.00
2023 010-355-453	J.P. #3 RESTITUTION	.00	.00	.00	.00	.00	.00	.00
2023 010-355-454	J.P. #4 RESTITUTION	.00	.00	.00	.00	.00	.00	.00
2023 010-355-476	VICTIMS OF CRIME COORD	.00	.00	.00	.00	.00	.00	.00
2023 010-360-100	INTEREST INCOME	.00	36,681.00-	367,269.70-	73,195.63-	440,465.33-	403,784.33	1100.80
2023 010-360-101	CD INTEREST	.00	.00	.00	.00	.00	.00	.00
2023 010-360-102	INT TRF FROM DEBT SRVC	.00	.00	.00	.00	.00	.00	.00
2023 010-365-100	JURY FUND ESTRAY EXCES	.00	.00	.00	.00	.00	.00	.00
2023 010-370-100	OTHER REVENUE	.00	6,895.00-	44,432.86-	2,054.30-	46,487.16-	39,592.16	574.22

BUDGET COMPARISON FOR SEPTEMBER

GENERAL FUND

ACCOUNT NO	ACCOUNT NAME	ENCUMBRANCE	CURRENT BUDGET	PREVIOUS M-T-D	** ACTUAL M-T-D **	** ACTUAL Y-T-D **	**** ACTUAL REMAINING PERCENT ****
2023 010-370-125	FUND BALANCE	.00	.00	.00	.00	.00	.00 .00
2023 010-390-701	TRANSFERS-BCLI	.00	490.00-	213.90-	.00	213.90-	276.10- 56.35
2023 010-390-703	TRANSFERS-FA	.00	.00	.00	.00	.00	.00 .00
2023 010-390-704	TRANSFERS-JCD	.00	.00	.00	.00	.00	.00 .00
2023 010-390-705	TRANSFERS-CCC	.00	43.00-	20.98-	.00	20.98-	22.02- 51.21
2023 010-390-706	TRANSFERS-TP	.00	2,201.00-	2,460.03-	.00	2,460.03-	259.03 11.77
2023 010-390-707	JURY DONATIONS	.00	.00	.00	.00	.00	.00 .00
2023 010-390-708	TRANSFERS-LEMI	.00	.00	.00	.00	.00	.00 .00
2023 010-390-709	TRANSFERS-LEOA	.00	.00	.00	.00	.00	.00 .00
2023 010-390-710	TRANSFERS-LEOCE	.00	.00	.00	.00	.00	.00 .00
2023 010-390-711	TRANSFERS-OCL	.00	.00	.00	.00	.00	.00 .00
2023 010-390-712	TRANSFERS-WT VIOL	.00	.00	.00	.00	.00	.00 .00
2023 010-390-713	TRANSFERS-JPD	.00	.00	.00	.00	.00	.00 .00
2023 010-390-714	TRANSFERS-CJP	.00	.00	.00	.00	.00	.00 .00
2023 010-390-715	TRANSFERS-CS	.00	.00	.00	.00	.00	.00 .00
2023 010-390-716	TRANSFERS-CVC	.00	.00	.00	.00	.00	.00 .00
2023 010-390-717	TRANSFERS-CR	.00	.00	.00	.00	.00	.00 .00
2023 010-390-718	TRANSFERS-GR	.00	.00	.00	.00	.00	.00 .00
2023 010-390-719	TRANSFERS-BAT	.00	.00	.00	.00	.00	.00 .00
2023 010-390-720	TRANSFERS-DPS	.00	6,351.00-	4,739.19-	.00	4,739.19-	1,611.81- 25.38
2023 010-390-721	TRANSFERS-JCPT	.00	.00	.00	.00	.00	.00 .00
2023 010-390-722	FTA	.00	844.00-	277.34-	.00	277.34-	566.66- 67.14
2023 010-390-723	TRANSFERS-FTA	.00	.00	.00	.00	.00	.00 .00
2023 010-390-724	TRANSFERS-CMIT	.00	.00	.00	.00	.00	.00 .00
2023 010-390-725	TRANSFERS-SB	.00	.00	.00	.00	.00	.00 .00
2023 010-390-726	TRANSFERS-CSB	.00	.00	.00	.00	.00	.00 .00
2023 010-390-728	STATE TRAFFIC FINES	.00	1,305.00-	1,220.11-	.00	1,220.11-	84.89- 6.50
2023 010-390-730	SHERIFF DEPT BOND FEES	.00	1,552.00-	1,122.00-	.00	1,122.00-	430.00- 27.71
2023 010-390-731	TRANSFERS CCST2	.00	1,164.00-	616.84-	.00	616.84-	547.16- 47.01
2023 010-390-732	TRANSFERS EMS	.00	515.00-	436.42-	.00	436.42-	78.58- 15.26
2023 010-390-733	TRANSFER DNA	.00	.00	.65-	.00	.65-	.65 .00
2023 010-390-738	TRANS DST CRT FORTY FE	.00	128.00-	18.50-	.00	18.50-	109.50- 85.55
2023 010-390-739	JURY FEES	.00	176.00-	181.46-	.00	181.46-	5.46 3.10
2023 010-390-740	TRANF JS CRIMINAL	.00	322.00-	107.86-	.00	107.86-	214.14- 66.50
2023 010-390-742	FAIR DEFENSE ACT	.00	42.00-	19.02-	.00	19.02-	22.98- 54.71
2023 010-390-745	SCC	.00	10,877.00-	9,734.87-	.00	9,734.87-	1,142.13- 10.50
2023 010-390-800	TRF DRUG COURT FEES	.00	.00	.00	.00	.00	.00 .00
2023 010-390-803	DNAT	.00	.00	.00	.00	.00	.00 .00
2023 010-390-804	CSSF FEES	.00	836.00-	1,347.68-	262.92-	1,610.60-	774.60 92.66
2023 010-390-805	CIVIL JUSTICE REPOSITO	.00	.00	.26-	.00	.26-	.26 .00
2023 010-390-806	DNAT	.00	621.00-	230.53-	.00	230.53-	390.47- 62.88
2023 010-390-808	TSF TO GEN TRU PREV	.00	118.00-	45.70-	.00	45.70-	72.30- 61.27
2023 010-390-810	CO ELECTRONIC FILING F	.00	.00	.00	.00	.00	.00 .00
2023 010-390-811	VR CHILD SAFETY FEE 10	.00	1,200.00-	.00	.00	.00	1,200.00- 100.00
2023 010-395-800	BUDGETED FUND BALANCE	.00	1000,000.00-	.00	.00	.00	1000,000.00- 100.00
*** TOTAL REVENUES		.00	18913,312.00-	17033,863.48-	472,730.59-	17506,594.07-	1406,717.93- 7.44
2023 010-401-000	COMMISSIONER'S COURT	.00	.00	.00	.00	.00	.00 .00
2023 010-401-310	OFFICE SUPPLIES	.00	1,000.00	.00	334.31	334.31	665.69 66.57
2023 010-401-420	TELEPHONE	.00	3,000.00	2,452.04	337.87	2,789.91	210.09 7.00
2023 010-401-425	TRAVEL	.00	2,500.00	802.67	267.71	1,070.38	1,429.62 57.18
2023 010-401-430	ADVERTISING	.00	10,000.00	11,022.77	408.14	11,430.91	1,430.91- 14.31

BUDGET COMPARISON FOR SEPTEMBER

GENERAL FUND

ACCOUNT NO	ACCOUNT NAME	ENCUMBRANCE	CURRENT BUDGET	PREVIOUS M-T-D	** ACTUAL M-T-D **	** ACTUAL Y-T-D **	**** ACTUAL REMAINING PERCENT ****	*****
2023 010-401-450	MAINTENANCE	.00	.00	.00	.00	.00	.00	.00
2023 010-401-481	DUES	.00	.00	.00	.00	.00	.00	.00
	COMM COURT EXPENSE	.00	16,500.00	14,277.48	1,348.03	15,625.51	874.49	5.30
2023 010-402-000	COMMISSONER'S ADMIN. A	.00	.00	.00	.00	.00	.00	.00
2023 010-402-101	SALARIES	.00	164,500.00	123,374.96	13,791.66	137,166.62	27,333.38	16.62
2023 010-402-201	SOCIAL SECURITY	.00	12,584.00	9,142.37	1,028.77	10,171.14	2,412.86	19.17
2023 010-402-202	HOSPITAL INSURANCE	.00	103,052.00	66,920.48	6,680.18	73,600.66	29,451.34	28.58
2023 010-402-203	RETIRMENT	.00	13,374.00	10,165.15	1,121.26	11,286.41	2,087.59	15.61
2023 010-402-204	WORKERS COMPENSATION	.00	336.00	.00	.00	.00	336.00	100.00
2023 010-402-205	LIFE INSURANCE	.00	444.00	316.20	37.20	353.40	90.60	20.41
2023 010-402-206	UNEMPLOYMENT INSURANCE	.00	461.00	.00	.00	.00	461.00	100.00
2023 010-402-310	OFFICE SUPPLIES	.00	3,000.00	4,242.07	148.60	4,390.67	1,390.67	46.36
2023 010-402-311	POSTAGE	.00	750.00	161.64	412.53	574.17	175.83	23.44
2023 010-402-425	TRAVEL	.00	5,000.00	4,886.17	.00	4,886.17	113.83	2.28
2023 010-402-450	MAINTENANCE	.00	1,200.00	1,130.52	.00	1,130.52	69.48	5.79
2023 010-402-451	OSSF VEHICLE	.00	1,200.00	484.61	90.96	575.57	624.43	52.04
	CCAA EXPENSE	.00	305,901.00	220,824.17	23,311.16	244,135.33	61,765.67	20.19
2023 010-403-000	COUNTY CLERK	.00	.00	.00	.00	.00	.00	.00
2023 010-403-101	SALARIES	.00	291,656.00	267,350.82	24,304.62	291,655.44	.56	.00
2023 010-403-201	SOCIAL SECURITY	.00	22,312.00	20,127.02	1,829.88	21,956.90	355.10	1.59
2023 010-403-202	HOSPITAL INSURANCE	.00	124,649.00	97,477.48	9,802.04	107,279.52	17,369.48	13.93
2023 010-403-203	RETIREMENT	.00	23,712.00	22,034.70	1,975.98	24,010.68	298.68	1.26
2023 010-403-204	WORKERS COMPENSATION	.00	595.00	.00	.00	.00	595.00	100.00
2023 010-403-205	LIFE INSURANCE	.00	777.00	716.10	65.10	781.20	4.20	.54
2023 010-403-206	UNEMPLOYMENT INSURANCE	.00	634.00	.00	.00	.00	634.00	100.00
2023 010-403-310	OFFICE SUPPLIES	.00	12,500.00	12,604.26	41.94	12,646.20	146.20	1.17
2023 010-403-311	POSTAGE	.00	2,500.00	1,569.02	421.65	1,990.67	509.33	20.37
2023 010-403-400	PROF SVC NETIMAGE	.00	.00	.00	.00	.00	.00	.00
2023 010-403-420	TELEPHONE	.00	1,750.00	1,561.33	165.09	1,726.42	23.58	1.35
2023 010-403-425	TRAVEL	.00	3,000.00	1,800.37	148.51	1,651.86	1,348.14	44.94
2023 010-403-450	MAINTENANCE	.00	.00	.00	.00	.00	.00	.00
	COUNTY CLERK EXPENSE	.00	484,085.00	425,241.10	38,457.79	463,698.89	20,386.11	4.21
2023 010-405-000	VSO	.00	.00	.00	.00	.00	.00	.00
2023 010-405-101	SALARIES	.00	87,088.00	79,830.74	7,257.34	87,088.08	.08	.00
2023 010-405-201	SOCIAL SECURITY	.00	6,662.00	6,069.14	551.74	6,620.88	41.12	.62
2023 010-405-202	HOSPITAL INSURANCE	.00	25,822.00	23,670.24	2,349.80	26,020.04	198.04	.77
2023 010-405-203	RETIREMENT	.00	7,080.00	6,579.55	590.03	7,169.58	89.58	1.27
2023 010-405-204	WORKERS COMPENSATION	.00	178.00	.00	.00	.00	178.00	100.00
2023 010-405-205	LIFE INSURANCE	.00	222.00	204.60	18.60	223.20	1.20	.54
2023 010-405-206	UNEMPLOYMENT INSURANCE	.00	244.00	.00	.00	.00	244.00	100.00
2023 010-405-310	OFFICE SUPPLIES	.00	1,200.00	972.81	813.36	1,786.17	586.17	48.85
2023 010-405-311	POSTAGE	.00	200.00	.00	.00	.00	200.00	100.00
2023 010-405-312	COPIER LEASE	.00	1,068.00	1,068.00	.00	1,068.00	.00	.00
2023 010-405-420	TELEPHONE	.00	2,750.00	3,274.61	286.16	3,560.77	810.77	29.48
2023 010-405-425	TRAVEL	.00	7,120.00	2,989.10	204.98	3,194.08	3,925.92	55.14
2023 010-405-450	MAINTENANCE	.00	500.00	.00	.00	.00	500.00	100.00
	VSO EXPENSE	.00	140,134.00	124,658.79	12,072.01	136,730.80	3,403.20	2.43
2023 010-409-000	NON-DEPARTMENTAL	.00	.00	.00	.00	.00	.00	.00

BUDGET COMPARISON FOR SEPTEMBER

GENERAL FUND

ACCOUNT NO	ACCOUNT NAME	ENCUMBRANCE	CURRENT BUDGET	PREVIOUS M-T-D	** ACTUAL M-T-D **	** ACTUAL Y-T-D **	**** ACTUAL REMAINING	***** PERCENT
2023 010-409-101	SALARIES	.00	.00	4,050.00	250.00	4,300.00	4,300.00-	.00
2023 010-409-201	SOCIAL SECURITY	.00	.00	1,463.04	19.13	1,482.17	1,482.17-	.00
2023 010-409-202	HOSPITAL INSURANCE	.00	.00	200.00	200.00-	400.00-	400.00	.00
2023 010-409-203	RETIREMENT	.00	.00	.00	.00	.00	.00	.00
2023 010-409-204	WORKERS COMPENSATION	.00	10,000.00	60,278.00	20,856.00	81,134.00	71,134.00-	711.34
2023 010-409-205	LIFE INSURANCE	.00	.00	190.30	.00	190.30	190.30-	.00
2023 010-409-206	UNEMPLOYMENT INSURANCE	.00	.00	27,638.93	978.87	28,617.80	28,617.80-	.00
2023 010-409-207	COBRA SUPPLEMENT PAYME	.00	.00	.00	.00	.00	.00	.00
2023 010-409-208	DENTAL INSURANCE	.00	.00	.00	.00	.00	.00	.00
2023 010-409-209	RETIREE HEALTH INSURAN	.00	12,911.00	9,835.12	1,174.90	11,010.02	1,900.98	14.72
2023 010-409-311	POSTAGE	.00	7,500.00	1,357.47	2,947.32	4,304.79	3,195.21	42.60
2023 010-409-314	BANK EXPENSE	.00	500.00	.00	.00	.00	500.00	100.00
2023 010-409-320	COMPUTER PURCHASES	.00	45,000.00	44,915.17	.00	44,915.17	84.83	.19
2023 010-409-400	PROFESSIONAL SERVICE	.00	40,000.00	46,014.26	1,200.00	47,214.26	7,214.26-	18.04
2023 010-409-401	CONTRACT AUDITING	.00	50,000.00	.00	.00	.00	50,000.00	100.00
2023 010-409-402	INDIGENT MEDICAL	.00	.00	.00	.00	.00	.00	.00
2023 010-409-403	W. TX REG. PUBLIC DEFE	.00	37,000.00	36,601.00	.00	36,601.00	399.00	1.08
2023 010-409-404	CIVIL PROFESSIONAL SER	.00	5,000.00	.00	.00	.00	5,000.00	100.00
2023 010-409-408	AUTOPSIES	.00	50,000.00	68,067.00	10,477.00	78,544.00	28,544.00-	57.09
2023 010-409-409	COMPUTER MAINTENANCE	.00	75,000.00	50,680.84	22,447.26	73,128.10	1,871.90	2.50
2023 010-409-440	INTERNET	.00	55,000.00	48,128.23	10,840.98	58,969.21	3,969.21-	7.22
2023 010-409-450	INSURANCE REIMBURSEMEN	.00	.00	.00	.00	.00	.00	.00
2023 010-409-451	SPECIAL PROJECTS	.00	10,000.00	19.80	.00	19.80	9,980.20	99.80
2023 010-409-452	COURTHOUSE PRESERVATIO	.00	20,000.00	.00	.00	.00	20,000.00	100.00
2023 010-409-453	OTHER BUILDING REPAIRS	.00	20,000.00	10,995.00	.00	10,995.00	9,005.00	45.03
2023 010-409-455	JUVENILE JUSTICE CNTR	.00	102,000.00	62,853.25	.00	62,853.25	39,146.75	38.38
2023 010-409-460	STORAGE UNIT RENTAL	.00	.00	.00	.00	.00	.00	.00
2023 010-409-461	POSTAGE MACHINE RENTAL	.00	4,000.00	2,979.81	993.27	3,973.08	26.92	.67
2023 010-409-480	BONDS	.00	5,000.00	3,103.50	.00	3,103.50	1,896.50	37.93
2023 010-409-481	DUES	.00	7,000.00	6,252.00	.00	6,252.00	748.00	10.69
2023 010-409-482	PROPERTY AND CASUALTY	.00	315,000.00	315,003.78	.00	315,003.78	3.78-	.00
2023 010-409-494	VFD EQUIPMENT ACQUISIT	.00	.00	.00	.00	.00	.00	.00
2023 010-409-499	MISCELLANEOUS EXPENSE	.00	250,000.00	185,306.48	64,974.17	250,280.65	280.65-	.11
2023 010-409-550	CONTIGENCY EXPENSES	.00	459,232.00	.00	.00	.00	459,232.00	100.00
2023 010-409-561	NOTE PAYABLE - VEHICLE	.00	.00	.00	.00	.00	.00	.00
2023 010-409-564	TRANS RCDS PRESERVATIO	.00	.00	.00	.00	.00	.00	.00
2023 010-409-565	TRANS. TO COURTHOUSE S	.00	300,000.00	281,000.00	.00	281,000.00	19,000.00	6.33
2023 010-409-566	TRANS. TO LAW LIBRARY	.00	30,000.00	.00	.00	.00	30,000.00	100.00
2023 010-409-567	TRANSFER TO PCTS	.00	.00	.00	.00	.00	.00	.00
2023 010-409-568	LATERAL ROAD FUNDS	.00	.00	.00	.00	.00	.00	.00
2023 010-409-569	CHILD SAFETY FEES	.00	.00	31,718.77-	24,674.70	7,044.07-	7,044.07	.00
2023 010-409-570	EQUIPMENT	.00	150,000.00	67,039.56	58,316.41	125,355.97	24,644.03	16.43
2023 010-409-573	HOMELAND SECURITY GRAN	.00	.00	.00	.00	.00	.00	.00
2023 010-409-574	RADIO MAINTENANCE	.00	77,600.00	71,948.10	5,407.44	77,355.54	244.46	.32
2023 010-409-620	TRANSFERS TO INDIGENT	.00	.00	.00	.00	.00	.00	.00
2023 010-409-630	NP PRINCIPAL	.00	18,000.00	15,211.08	.00	15,211.08	2,788.92	15.49
2023 010-409-670	NP INTEREST	.00	2,000.00	2,058.16	.00	2,058.16	58.16-	2.91
2023 010-409-680	CAPITAL LEASE	.00	216,571.00	219,301.48	.00	219,301.48	2,730.48-	1.26
	NON DEPARTMENTAL EXPEN	.00	2374,314.00	1610,372.59	225,357.45	1835,730.04	538,583.96	22.68
2023 010-410-000	I T DEPARTMENT	.00	.00	.00	.00	.00	.00	.00
2023 010-410-101	SALARIES	.00	75,960.00	.00	.00	.00	75,960.00	100.00

BUDGET COMPARISON FOR SEPTEMBER

GENERAL FUND

ACCOUNT NO	ACCOUNT NAME	ENCUMBRANCE	CURRENT BUDGET	PREVIOUS M-T-D	** ACTUAL M-T-D **	** ACTUAL Y-T-D **	**** ACTUAL REMAINING PERCENT ****
2023 010-410-201	SOCIAL SECURITY	.00	5,811.00	.00	.00	.00	5,811.00 100.00
2023 010-410-202	HOSPITAL INSURANCE	.00	30,047.00	.00	.00	.00	30,047.00 100.00
2023 010-410-203	RETIREMENT	.00	6,176.00	.00	.00	.00	6,176.00 100.00
2023 010-410-204	WORKERS COMPENSATION	.00	160.00	.00	.00	.00	160.00 100.00
2023 010-410-205	LIFE INSURANCE	.00	111.00	.00	.00	.00	111.00 100.00
2023 010-410-206	UNEMPLOYMENT	.00	213.00	.00	.00	.00	213.00 100.00
2023 010-410-310	OFFICE SUPPLIES	.00	1,250.00	.00	.00	.00	1,250.00 100.00
2023 010-410-311	POSTAGE	.00	.00	.00	.00	.00	.00 .00
2023 010-410-320	COMPUTER SUPPLIES	.00	20,000.00	11,853.49	5,370.51	17,224.00	2,776.00 13.88
2023 010-410-409	COMPUTER MAINTENANCE	.00	30,000.00	226,406.51	32,314.67	258,721.18	228,721.18- 762.40
2023 010-410-410	SOFTWARE FEES	.00	250,000.00	201,889.72	33,907.93	235,797.65	14,202.35 5.68
2023 010-410-420	TELEPHONE	.00	750.00	.00	.00	.00	750.00 100.00
2023 010-410-425	TRAVEL	.00	2,500.00	175.00	.00	175.00	2,325.00 93.00
	I T EXPENSE	.00	422,978.00	440,324.72	71,593.11	511,917.83	88,939.83- 21.03
2023 010-426-000	COUNTY COURT	.00	.00	.00	.00	.00	.00 .00
2023 010-426-101	SALARIES	.00	216,540.00	197,495.11	19,045.01	216,540.12	.12- .00
2023 010-426-102	COUNTY JUDGE SUPP SALA	.00	25,200.00	23,100.00	2,100.00	25,200.00	.00 .00
2023 010-426-201	SOCIAL SECURITY	.00	18,035.00	16,458.97	1,576.16	18,035.13	.13- .00
2023 010-426-202	HOSPITAL INSURANCE	.00	88,521.00	79,089.84	9,432.82	88,520.66	.34 .00
2023 010-426-203	RETIREMENT	.00	18,374.00	18,145.29	1,719.09	19,864.38	1,490.38- 8.11
2023 010-426-204	WORKERS COMPENSATION	.00	420.00	.00	.00	.00	420.00 100.00
2023 010-426-205	LIFE INSURANCE	.00	333.00	381.30	37.20	418.50	85.50- 25.68
2023 010-426-206	UNEMPLOYMENT INSURANCE	.00	259.00	.00	.00	.00	259.00 100.00
2023 010-426-310	OFFICE SUPPLIES	.00	3,000.00	3,938.86	589.36	4,528.22	1,528.22- 50.94
2023 010-426-311	POSTAGE	.00	750.00	304.89	113.64	418.53	331.47 44.20
2023 010-426-400	PROFESSIONAL SERVICE	.00	2,500.00	75.00	1,850.00	1,925.00	575.00 23.00
2023 010-426-403	CRIMINAL ATTY FEES	.00	20,775.00	12,940.00	7,835.00	20,775.00	.00 .00
2023 010-426-408	JUVENILE APPT ATTORNEY	.00	.00	300.00	300.00	600.00	600.00- .00
2023 010-426-409	UNINDICTED/NC APPT ATT	.00	.00	.00	.00	.00	.00 .00
2023 010-426-412	JUVENILE APPEALS	.00	.00	.00	.00	.00	.00 .00
2023 010-426-413	JUVENILE DAP SERVICE	.00	.00	.00	.00	.00	.00 .00
2023 010-426-414	ATTORNEY AD LITEM	.00	3,000.00	550.00	.00	550.00	2,450.00 81.67
2023 010-426-415	COMMITMENT	.00	21,634.00	18,382.00	3,252.00	21,634.00	.00 .00
2023 010-426-416	SPECIAL PROSECUTOR EXP	.00	.00	.00	.00	.00	.00 .00
2023 010-426-417	GUARDIANSHIP APP ATTN	.00	.00	.00	.00	.00	.00 .00
2023 010-426-420	TELEPHONE	.00	1,000.00	253.49	88.49	341.98	658.02 65.80
2023 010-426-425	TRAVEL	.00	3,000.00	3,694.67	795.33	4,490.00	1,490.00- 49.67
2023 010-426-426	ATTORNEY TRAINING	.00	.00	.00	.00	.00	.00 .00
2023 010-426-450	MAINTENANCE	.00	1,200.00	1,199.21	.00	1,199.21	.79- .07
2023 010-426-485	JURIES	.00	500.00	.00	.00	.00	500.00 100.00
2023 010-426-570	SPECIAL FUNDED EQUIPME	.00	.00	.00	.00	.00	.00 .00
	COUNTY COURT EXPENSE	.00	425,041.00	376,306.63	48,734.10	425,040.73	.27 .00
2023 010-430-000	COURT AT LAW	.00	.00	.00	.00	.00	.00 .00
2023 010-430-101	SALARIES	.00	312,295.00	286,270.27	26,024.57	312,294.84	.16 .00
2023 010-430-104	OVERTIME - COURT REPOR	.00	.00	.00	.00	.00	.00 .00
2023 010-430-201	SOCIAL SECURITY	.00	20,342.00	18,418.71	1,945.68	20,364.39	22.39- .11
2023 010-430-202	HOSPITAL INSURANCE	.00	73,005.00	66,920.48	6,680.18	73,600.66	595.66- .82
2023 010-430-203	RETIREMENT	.00	25,437.00	23,638.17	2,119.77	25,757.94	320.94- 1.26

BUDGET COMPARISON FOR SEPTEMBER

GENERAL FUND

ACCOUNT NO	ACCOUNT NAME	ENCUMBRANCE	CURRENT BUDGET	PREVIOUS M-T-D	** ACTUAL M-T-D **	** ACTUAL Y-T-D **	**** ACTUAL REMAINING PERCENT ****
2023 010-430-204	WORKERS' COMPENSATION	.00	708.00	.00	.00	.00	708.00 100.00
2023 010-430-205	LIFE INSURANCE	.00	333.00	306.90	27.90	334.80	1.80- .54
2023 010-430-206	UNEMPLOYMENT INSURANCE	.00	333.00	.00	.00	.00	333.00 100.00
2023 010-430-310	OFFICE SUPPLIES	.00	4,000.00	2,531.18	901.11	3,432.29	567.71 14.19
2023 010-430-311	POSTAGE	.00	1,000.00	515.97	96.33	612.30	387.70 38.77
2023 010-430-393	COURT APPOINTED INTERP	.00	900.00	150.00	.00	150.00	750.00 83.33
2023 010-430-394	COURT RECORDS EXPENSE	.00	9,000.00	7,295.00	.00	7,295.00	1,705.00 18.94
2023 010-430-395	VISITING COURT REPORTE	.00	2,000.00	465.33	2,260.90	2,726.23	726.23- 36.31
2023 010-430-396	EXPERT WITNESS (NOT PS	.00	.00	.00	.00	.00	.00 .00
2023 010-430-400	PROFESSIONAL SERVICE	.00	1,000.00	2,655.30	.00	2,655.30	1,655.30- 165.53
2023 010-430-402	VISITING JUDGES	.00	4,000.00	7,824.09	2,336.60	10,160.69	6,160.69- 154.02
2023 010-430-403	CRIMINAL COURT APPTD A	.00	75,000.00	59,671.50	9,750.00	69,421.50	5,578.50 7.44
2023 010-430-404	CIVIL COURT APPTD ATTY	.00	1,500.00	.00	760.00	760.00	740.00 49.33
2023 010-430-407	DEFENSE INVESTIGATOR E	.00	.00	.00	.00	.00	.00 .00
2023 010-430-408	JUVENILE APPT ATTORYNE	.00	9,000.00	5,875.00	.00	5,875.00	3,125.00 34.72
2023 010-430-409	UNDICTED/NC APPT ATTNY	.00	.00	.00	.00	.00	.00 .00
2023 010-430-411	ADULT FELONY APPEALS A	.00	.00	1,500.00	3,000.00	1,500.00	1,500.00- .00
2023 010-430-414	ATTORNEY AD LITEM	.00	4,000.00	.00	.00	.00	4,000.00 100.00
2023 010-430-415	ATTORNEY GENERAL APPTS	.00	.00	.00	.00	.00	.00 .00
2023 010-430-416	SPECIAL PROSECUTOR EXP	.00	.00	.00	.00	.00	.00 .00
2023 010-430-417	CAPITAL DEATH	.00	.00	.00	.00	.00	.00 .00
2023 010-430-420	TELEPHONE	.00	2,000.00	1,463.26	137.35	1,600.61	399.39 19.97
2023 010-430-425	TRAVEL	.00	1,500.00	1,101.64	.00	1,101.64	398.36 26.56
2023 010-430-485	JURIES	.00	.00	.00	50.00	50.00	50.00 .00
2023 010-430-570	SPECIAL FUNDED EQUIPME	.00	.00	.00	.00	.00	.00 .00
2023 010-430-571	COURTROOM CONSTRUCTION	.00	.00	.00	.00	.00	.00 .00
	COURT AT LAW EXPENSE	.00	547,353.00	483,602.80	55,990.39	539,593.19	7,759.81 1.42
2023 010-433-000	INDEGENT DEFENSE	.00	.00	.00	.00	.00	.00 .00
	TOTAL INDIGENT DEFENSE	.00	.00	.00	.00	.00	.00 .00
2023 010-435-000	DISTRICT COURT	.00	.00	.00	.00	.00	.00 .00
2023 010-435-101	SALARIES	.00	119,610.00	109,643.05	9,967.55	119,610.60	.60- .00
2023 010-435-102	CPS COURT SALARIES	.00	.00	.00	.00	.00	.00 .00
2023 010-435-201	SOCIAL SECURITY	.00	9,150.00	7,914.94	719.77	8,634.71	515.29 5.63
2023 010-435-202	HOSPITAL INSURANCE	.00	60,094.00	55,085.36	5,505.28	60,590.64	496.64- .83
2023 010-435-203	RETIREMENT	.00	9,724.00	9,036.65	810.37	9,847.02	123.02- 1.27
2023 010-435-204	WORKERS COMPENSATION	.00	250.00	.00	.00	.00	250.00 100.00
2023 010-435-205	LIFE INSURANCE	.00	333.00	204.60	18.60	223.20	109.80 32.97
2023 010-435-206	UNEMPLOYMENT INSURANCE	.00	288.00	.00	.00	.00	288.00 100.00
2023 010-435-310	OFFICE SUPPLIES	.00	7,500.00	2,611.07	3,426.94	6,038.01	1,461.99 19.49
2023 010-435-311	POSTAGE	.00	1,250.00	204.33	26.04	230.37	1,019.63 81.57
2023 010-435-392	EXPERT WITNESS (PSY)	.00	.00	.00	.00	.00	.00 .00
2023 010-435-393	COURT APPOINTED INTERP	.00	1,200.00	4,337.50	.00	4,337.50	3,137.50- 261.46
2023 010-435-394	COURT RECORDS EXPENSE	.00	60,000.00	29,025.91	1,280.00	30,305.91	29,694.09 49.49
2023 010-435-395	VISITING COURT REPORTE	.00	15,000.00	25,801.20	4,965.06	30,766.26	15,766.26- 105.11
2023 010-435-396	EXPERT WITNESS	.00	60,000.00	29,798.90	1,167.00	30,965.90	29,034.10 48.39
2023 010-435-400	PROFESSIONAL SERVICE	.00	.00	.00	.00	.00	.00 .00
2023 010-435-401	REGIONAL EXPENSES AND	.00	5,650.00	5,619.16	8.60	5,610.56	39.44 .70
2023 010-435-402	VISITING JUDGES	.00	2,500.00	2,163.52	166.50	2,330.02	169.98 6.80
2023 010-435-403	CRIMINAL COURT APPOINT	.00	350,000.00	225,034.85	39,382.70	264,417.55	85,582.45 24.45

BUDGET COMPARISON FOR SEPTEMBER

GENERAL FUND

ACCOUNT NO	ACCOUNT NAME	ENCUMBRANCE	CURRENT BUDGET	PREVIOUS M-T-D	** ACTUAL M-T-D **	** ACTUAL Y-T-D **	**** ACTUAL REMAINING PERCENT ****
2023 010-435-404	CIVIL COURT APPOINTED	.00	50,000.00	7,738.75	1,850.00	9,588.75	40,411.25 80.82
2023 010-435-405	SPECIAL CASE EXPENSE	.00	.00	.00	.00	.00	.00 .00
2023 010-435-406	MEDIATION	.00	15,000.00	6,800.00	.00	6,800.00	8,200.00 54.67
2023 010-435-407	DEFENSE INVESTIGATOR E	.00	20,000.00	3,711.04	2,494.41	6,205.45	13,794.55 68.97
2023 010-435-409	UNINDICTED/NC APPT ATT	.00	1,500.00	.00	.00	.00	1,500.00 100.00
2023 010-435-411	FELONY APPEALS APPT AT	.00	55,000.00	24,829.89	6,330.00	31,159.89	23,840.11 43.35
2023 010-435-415	MENTAL COMMITMENTS	.00	1,000.00	.00	.00	.00	1,000.00 100.00
2023 010-435-416	SPECIAL PROSECUTOR APP	.00	5,000.00	.00	.00	.00	5,000.00 100.00
2023 010-435-417	CAPITAL DEATH	.00	25,000.00	89,321.24	10,075.00	99,396.24	74,396.24- 297.58
2023 010-435-420	TELEPHONE	.00	2,250.00	1,782.10	273.77	2,055.87	194.13 8.63
2023 010-435-425	TRAVEL	.00	1,900.00	3,927.64	567.82-	3,359.82	1,459.82- 76.83
2023 010-435-426	CHILD/CHILDREN ATTY	.00	87,394.00	58,222.20	17,514.40	75,736.60	11,657.40 13.34
2023 010-435-427	CUSTODIAL MOTHER	.00	.00	37,841.25	6,086.25	43,927.50	43,927.50-
2023 010-435-428	CUSTODIAL FATHER	.00	.00	10,811.60	1,275.00	12,086.60	12,086.60-
2023 010-435-429	CUSTODIAL PARENTS	.00	.00	900.00	.00	900.00	900.00-
2023 010-435-430	NON-CUSTODIAL MOTHER	.00	.00	967.50	.00	967.50	967.50-
2023 010-435-431	NON-CUSTODIAL FATHER	.00	.00	1,908.75	.00	1,908.75	1,908.75-
2023 010-435-432	NON-CUSTODIAL PARENTS	.00	.00	.00	.00	.00	.00 .00
2023 010-435-433	UNKNOWN FATHER	.00	.00	.00	.00	.00	.00 .00
2023 010-435-434	UNLOCATED FATHER	.00	.00	.00	.00	.00	.00 .00
2023 010-435-435	ALLEGED FATHER	.00	.00	.00	.00	.00	.00 .00
2023 010-435-436	CUSTODIAL CONSERVATOR	.00	.00	.00	.00	.00	.00 .00
2023 010-435-437	NON-CUSTODIAL CONSERVA	.00	.00	.00	.00	.00	.00 .00
2023 010-435-438	UNLOCATED CONSERVATOR	.00	.00	.00	.00	.00	.00 .00
2023 010-435-439	ADULT APPEAL	.00	.00	.00	.00	.00	.00 .00
2023 010-435-440	CHILD/CHILDREN APPEAL	.00	.00	.00	2,569.70	2,569.70	2,569.70-
2023 010-435-450	MAINTENANCE	.00	1,500.00	1,428.00	.00	1,428.00	72.00 4.80
2023 010-435-485	JURIES	.00	35,000.00	22,434.46	7,161.32	29,595.78	5,404.22 15.44
2023 010-435-499	MISCELLANEOUS	.00	.00	.00	.00	.00	.00 .00
	DISTRICT COURT EXPENSE	.00	1003,093.00	779,105.46	122,489.24	901,594.70	101,498.30 10.12
2023 010-450-000	DISTRICT CLERK	.00	.00	.00	.00	.00	.00 .00
2023 010-450-101	SALARIES	.00	284,028.00	262,007.83	22,971.29	284,979.12	951.12- .33
2023 010-450-201	SOCIAL SECURITY	.00	21,585.00	19,118.08	1,697.38	20,815.46	769.54 3.57
2023 010-450-202	HOSPITAL INSURANCE	.00	124,649.00	119,600.96	9,029.98	128,630.94	3,981.94- 3.19
2023 010-450-203	RETIREMENT	.00	22,939.00	21,590.55	1,867.58	23,458.13	519.13- 2.26
2023 010-450-204	WORKERS COMPENSATION	.00	575.00	.00	.00	.00	575.00 100.00
2023 010-450-205	LIFE INSURANCE	.00	777.00	716.10	65.10	781.20	4.20- .54
2023 010-450-206	UNEMPLOYMENT INSURANCE	.00	608.00	.00	.00	.00	608.00 100.00
2023 010-450-310	OFFICE SUPPLIES	.00	14,000.00	11,622.49	2,204.54	13,827.03	172.97 1.24
2023 010-450-311	POSTAGE	.00	5,500.00	4,067.80	690.05	4,757.85	742.15 13.49
2023 010-450-312	XEROX	.00	3,000.00	2,100.00	.00	2,100.00	900.00 30.00
2023 010-450-315	NETIMAGING	.00	.00	.00	.00	.00	.00 .00
2023 010-450-420	TELEPHONE	.00	1,200.00	1,027.75	109.50	1,137.25	62.75 5.23
2023 010-450-425	TRAVEL	.00	3,500.00	2,024.55	151.20-	1,873.35	1,626.65 46.48
2023 010-450-450	MAINTENANCE	.00	.00	.00	.00	.00	.00 .00
	DISTRICT CLERK EXPENSE	.00	482,361.00	443,876.11	38,484.22	482,360.33	.67 .00
2023 010-451-000	JP#1	.00	.00	.00	.00	.00	.00 .00
2023 010-451-101	SALARIES	.00	83,429.00	76,476.62	6,952.42	83,429.04	.04- .00
2023 010-451-201	SOCIAL SECURITY	.00	6,382.00	5,372.27	487.46	5,859.73	522.27 8.18

BUDGET COMPARISON FOR SEPTEMBER

GENERAL FUND

ACCOUNT NO	ACCOUNT NAME	ENCUMBRANCE	CURRENT BUDGET	PREVIOUS M-T-D	** ACTUAL M-T-D **	** ACTUAL Y-T-D **	**** ACTUAL REMAINING	**** PERCENT
2023 010-451-202	HOSPITAL INSURANCE	.00	73,005.00	66,920.48	6,680.18	73,600.66	595.66-	.82
2023 010-451-203	RETIREMENT	.00	6,783.00	6,303.14	565.24	6,868.38	85.38-	1.26
2023 010-451-204	WORKERS COMPENSATION	.00	170.00	.00	.00	.00	170.00	100.00
2023 010-451-205	LIFE INSURANCE	.00	333.00	306.90	27.90	334.80	1.80-	.54
2023 010-451-206	UNEMPLOYMENT INSURANCE	.00	78.00	.00	.00	.00	78.00	100.00
2023 010-451-310	OFFICE SUPPLIES	.00	1,800.00	1,133.21	375.43	1,508.64	291.36	16.19
2023 010-451-311	POSTAGE	.00	1,000.00	514.59	292.71	807.30	192.70	19.27
2023 010-451-312	XEROX EXPENSE	.00	267.00	267.00	.00	267.00	.00	.00
2023 010-451-315	COLLECTION EXPENSES	.00	.00	.00	.00	.00	.00	.00
2023 010-451-400	PROFESSIONAL SERVICE	.00	.00	.00	.00	.00	.00	.00
2023 010-451-420	TELEPHONE	.00	750.00	328.85	28.21	357.06	392.94	52.39
2023 010-451-425	TRAVEL	.00	1,000.00	.00	.00	.00	1,000.00	100.00
2023 010-451-450	MAINTENANCE	.00	.00	.00	.00	.00	.00	.00
2023 010-451-485	JURIES	.00	.00	.00	.00	.00	.00	.00
2023 010-451-499	MISCELLANEOUS	.00	375.00	.00	.00	.00	375.00	100.00
	JP #1 EXPENSE	.00	175,372.00	157,623.06	15,409.55	173,032.61	2,339.39	1.33
2023 010-452-000	JP#2	.00	.00	.00	.00	.00	.00	.00
2023 010-452-101	SALARIES	.00	82,655.00	75,767.12	6,887.92	82,655.04	.04-	.00
2023 010-452-201	SOCIAL SECURITY	.00	6,323.00	5,612.18	509.33	6,121.51	201.49	3.19
2023 010-452-202	HOSPITAL INSURANCE	.00	25,822.00	23,670.24	2,349.80	26,020.04	198.04-	.77
2023 010-452-203	RETIREMENT	.00	6,720.00	6,244.61	559.99	6,804.60	84.60-	1.26
2023 010-452-204	WORKERS COMPENSATION	.00	169.00	.00	.00	.00	169.00	100.00
2023 010-452-205	LIFE INSURANCE	.00	222.00	204.60	18.60	223.20	1.20-	.54
2023 010-452-206	UNEMPLOYMENT INSURANCE	.00	75.00	.00	.00	.00	75.00	100.00
2023 010-452-310	OFFICE SUPPLIES	.00	1,200.00	1,069.97	400.43	1,470.40	270.40-	22.53
2023 010-452-311	POSTAGE	.00	1,000.00	745.30	250.80	996.10	3.90	.39
2023 010-452-312	XEROX EXPENSE	.00	267.00	267.00	.00	267.00	.00	.00
2023 010-452-315	COLLECTION EXPENSES	.00	.00	.00	.00	.00	.00	.00
2023 010-452-400	PROFESSIONAL SERVICES	.00	.00	.00	.00	.00	.00	.00
2023 010-452-420	TELEPHONE	.00	750.00	308.59	28.21	336.80	413.20	55.09
2023 010-452-425	TRAVEL	.00	1,000.00	.00	.00	.00	1,000.00	100.00
2023 010-452-450	MAINTENANCE	.00	.00	.00	.00	.00	.00	.00
2023 010-452-485	JURIES	.00	.00	.00	.00	.00	.00	.00
2023 010-452-499	MISCELLANEOUS	.00	200.00	200.26	.00	200.26	.26-	.13
	J.P. #2 EXPENSE	.00	126,403.00	114,089.87	11,005.08	125,094.95	1,308.05	1.03
2023 010-453-000	JP#3	.00	.00	.00	.00	.00	.00	.00
2023 010-453-101	SALARIES	.00	83,429.00	76,476.62	6,952.42	83,429.04	.04-	.00
2023 010-453-201	SOCIAL SECURITY	.00	6,382.00	5,556.85	504.60	6,061.45	320.55	5.02
2023 010-453-202	HOSPITAL INSURANCE	.00	30,047.00	27,542.68	2,752.64	30,295.32	248.32-	.83
2023 010-453-203	RETIREMENT	.00	6,783.00	6,303.14	565.24	6,868.38	85.38-	1.26
2023 010-453-204	WORKERS COMPENSATION	.00	170.00	.00	.00	.00	170.00	100.00
2023 010-453-205	LIFE INSURANCE	.00	111.00	102.30	9.30	111.60	.60-	.54
2023 010-453-206	UNEMPLOYMENT INSURANCE	.00	78.00	.00	.00	.00	78.00	100.00
2023 010-453-310	OFFICE SUPPLIES	.00	1,000.00	1,119.69	375.43	1,495.12	495.12-	49.51
2023 010-453-311	POSTAGE	.00	750.00	445.24	101.02	546.26	203.74	27.17
2023 010-453-312	XEROX EXPENSE	.00	267.00	267.00	.00	267.00	.00	.00
2023 010-453-315	COLLECTION EXPENSES	.00	.00	.00	.00	.00	.00	.00
2023 010-453-400	PROFESSIONAL SERVICES	.00	.00	.00	.00	.00	.00	.00
2023 010-453-420	TELEPHONE	.00	500.00	220.63	28.21	248.84	251.16	50.23

BUDGET COMPARISON FOR SEPTEMBER

GENERAL FUND

ACCOUNT NO	ACCOUNT NAME	ENCUMBRANCE	CURRENT BUDGET	PREVIOUS M-T-D	** ACTUAL M-T-D	** ACTUAL Y-T-D	**** ACTUAL REMAINING	***** PERCENT
2023 010-453-425	TRAVEL	.00	1,000.00	.00	.00	.00	1,000.00	100.00
2023 010-453-450	MAINTENANCE	.00	.00	.00	.00	.00	.00	.00
2023 010-453-485	JURIES	.00	.00	.00	.00	.00	.00	.00
2023 010-453-499	MISCELLANEOUS	.00	350.00	.00	.00	.00	350.00	100.00
	J.P. #3 EXPENSE	.00	130,867.00	118,034.15	11,288.86	129,323.01	1,543.99	1.18
2023 010-454-000	JP#4	.00	.00	.00	.00	.00	.00	.00
2023 010-454-101	SALARIES	.00	82,655.00	75,767.12	6,887.92	82,655.04	.04-	.00
2023 010-454-201	SOCIAL SECURITY	.00	6,323.00	5,503.61	499.34	6,002.95	320.05	5.06
2023 010-454-202	HOSPITAL INSURANCE	.00	30,047.00	27,542.68	2,752.64	30,295.32	248.32-	.83
2023 010-454-203	RETIREMENT	.00	6,720.00	6,244.61	559.99	6,804.60	84.60-	1.26
2023 010-454-204	WORKERS COMPENSATION	.00	169.00	.00	.00	.00	169.00	100.00
2023 010-454-205	LIFE INSURANCE	.00	111.00	102.30	9.30	111.60	.60-	.54
2023 010-454-206	UNEMPLOYMENT INSURANCE	.00	75.00	.00	.00	.00	75.00	100.00
2023 010-454-310	OFFICE SUPPLIES	.00	1,500.00	1,069.92	375.45	1,445.37	54.63	3.64
2023 010-454-311	POSTAGE	.00	750.00	245.09	77.14	322.23	427.77	57.04
2023 010-454-312	XEROX EXPENSE	.00	267.00	267.00	.00	267.00	.00	.00
2023 010-454-315	COLLECTION EXPENSES	.00	.00	.00	.00	.00	.00	.00
2023 010-454-400	PROFESSIONAL SERVICES	.00	.00	.00	.00	.00	.00	.00
2023 010-454-420	TELEPHONE	.00	500.00	396.87	28.20	425.07	74.93	14.99
2023 010-454-425	TRAVEL	.00	1,000.00	.00	.00	.00	1,000.00	100.00
2023 010-454-450	MAINTENANCE	.00	.00	.00	.00	.00	.00	.00
2023 010-454-485	JURIES	.00	.00	.00	.00	.00	.00	.00
2023 010-454-499	MISCELLANEOUS	.00	500.00	.00	210.26	210.26	289.74	57.95
	J.P. #4 EXPENSE	.00	130,617.00	117,139.20	11,400.24	128,539.44	2,077.56	1.59
2023 010-470-000	DISTRICT COURT REPORTE	.00	.00	.00	.00	.00	.00	.00
2023 010-470-101	SALARIES	.00	94,896.00	86,987.56	7,907.96	94,895.52	.48	.00
2023 010-470-201	SOCIAL SECURITY	.00	7,260.00	6,654.56	604.96	7,259.52	.48	.01
2023 010-470-202	HOSPITAL INSURANCE	.00	12,911.00	11,835.12	1,174.90	13,010.02	99.02-	.77
2023 010-470-203	RETIREMENT	.00	7,715.00	7,169.38	642.92	7,812.30	97.30-	1.26
2023 010-470-204	WORKERS COMPENSATION	.00	194.00	.00	.00	.00	194.00	100.00
2023 010-470-205	LIFE INSURANCE	.00	111.00	102.30	9.30	111.60	.60-	.54
2023 010-470-206	UNEMPLOYMENT INSURANCE	.00	266.00	.00	.00	.00	266.00	100.00
2023 010-470-311	POSTAGE	.00	.00	.00	.00	.00	.00	.00
2023 010-470-312	XEROX	.00	.00	.00	.00	.00	.00	.00
	DISTRICT CRT RPTR EXPE	.00	123,353.00	112,748.92	10,340.04	123,088.96	264.04	.21
2023 010-475-000	INDIGENT DEFENSE COORD	.00	.00	.00	.00	.00	.00	.00
2023 010-475-101	SALARIES	.00	85,000.00	77,916.74	7,083.34	85,000.08	.08-	.00
2023 010-475-201	SOCIAL SECURITY	.00	6,503.00	5,709.77	519.67	6,229.44	273.56	4.21
2023 010-475-202	HOSPITAL INSURANCE	.00	42,958.00	39,377.80	3,927.54	43,305.34	347.34-	.81
2023 010-475-203	RETIREMENT	.00	6,911.00	6,421.77	575.88	6,997.65	86.65-	1.25
2023 010-475-204	WORKERS COMPENSATION	.00	173.00	.00	.00	.00	173.00	100.00
2023 010-475-205	LIFE INSURANCE	.00	222.00	204.60	18.60	223.20	1.20-	.54
2023 010-475-206	UNEMPLOYMENT INSURANCE	.00	238.00	.00	.00	.00	238.00	100.00
2023 010-475-310	OFFICE SUPPLIES	.00	1,300.00	679.68	829.91	1,509.59	209.59-	16.12
2023 010-475-312	XEROX	.00	750.00	708.00	.00	708.00	42.00	5.60
2023 010-475-409	TECH SHARE	.00	2,800.00	2,299.33	.00	2,299.33	500.67	17.88
2023 010-475-420	TELEPHONE	.00	2,200.00	1,596.39	245.97	1,842.36	357.64	16.26

BUDGET COMPARISON FOR SEPTEMBER

GENERAL FUND

ACCOUNT NO	ACCOUNT NAME	ENCUMBRANCE	CURRENT BUDGET	PREVIOUS M-T-D	** ACTUAL M-T-D	** ACTUAL Y-T-D	**** ACTUAL REMAINING	***** PERCENT
2023 010-475-425	TRAVEL	.00	1,000.00	1,069.37	67.03	1,136.40	136.40-	13.64
2023 010-475-570	EQUIPMENT	.00	.00	.00	.00	.00	.00	.00
	INDIGENT EXPENSE	.00	150,055.00	135,983.45	13,267.94	149,251.39	803.61	.54
2023 010-476-000	DISTRICT ATTORNEY	.00	.00	.00	.00	.00	.00	.00
2023 010-476-101	SALARIES	.00	420,188.00	382,550.23	33,705.33	416,255.56	3,932.44	.94
2023 010-476-102	SUPPLEMENTAL LONGEVITY	.00	3,120.00	180.00	.00	180.00	2,940.00	94.23
2023 010-476-103	CELL PHONE ALLOWANCE	.00	563.00	.00	.00	.00	563.00	100.00
2023 010-476-104	D.A. SALARY SUPPLEMENT	.00	.00	5,958.37	541.67	6,500.04	6,500.04-	.00
2023 010-476-201	SOCIAL SECURITY	.00	32,426.00	28,867.57	2,545.69	31,413.26	1,012.74	3.12
2023 010-476-202	HOSPITAL INSURANCE	.00	158,921.00	144,600.16	16,113.00	160,713.16	1,792.16-	1.13
2023 010-476-203	RETIREMENT	.00	34,461.00	32,321.02	2,812.49	35,133.51	672.51-	1.95
2023 010-476-204	WORKERS COMPENSATION	.00	102.00	.00	.00	.00	102.00	100.00
2023 010-476-205	LIFE INSURANCE	.00	888.00	725.40	65.10	790.50	97.50	10.98
2023 010-476-206	UNEMPLOYMENT INSURANCE	.00	1,169.00	.00	.00	.00	1,169.00	100.00
2023 010-476-310	OFFICE SUPPLIES	.00	7,500.00	9,997.37	1,921.80	11,919.17	4,419.17-	58.92
2023 010-476-311	POSTAGE	.00	750.00	340.56	101.67	442.23	307.77	41.04
2023 010-476-312	XEROX EXPENSE	.00	4,000.00	2,866.77	292.64	3,159.41	840.59	21.01
2023 010-476-400	PROFESSIONAL SERVICES	.00	5,000.00	7,507.95	450.00	7,957.95	2,957.95-	59.16
2023 010-476-420	TELEPHONE	.00	1,750.00	1,946.96	284.67	2,231.63	481.63-	27.52
2023 010-476-424	TRAINING	.00	5,000.00	.00	.00	.00	5,000.00	100.00
2023 010-476-425	TRAVEL	.00	3,000.00	3,417.79	2,829.29	6,247.08	3,247.08-	108.24
2023 010-476-450	MAINTENANCE	.00	5,000.00	72.95	.00	72.95	4,927.05	98.54
2023 010-476-499	MISCELLANEOUS	.00	.00	.00	.00	.00	.00	.00
	DISTRICT ATTORNEY EXPE	.00	683,838.00	621,353.10	61,663.35	683,016.45	821.55	.12
2023 010-477-000	COUNTY ATTORNEY	.00	.00	.00	.00	.00	.00	.00
2023 010-477-101	SALARIES	.00	284,382.00	252,568.29	23,698.47	276,266.76	8,115.24	2.85
2023 010-477-102	STATE SUPPLEMENT SALAR	.00	35,000.00	32,083.33	2,916.67	35,000.00	.00	.00
2023 010-477-103	SUPPLEMENTAL LONGEVITY	.00	.00	.00	.00	.00	.00	.00
2023 010-477-201	SOCIAL SECURITY	.00	24,433.00	21,236.81	1,979.78	23,216.59	1,216.41	4.98
2023 010-477-202	HOSPITAL INSURANCE	.00	103,052.00	89,455.40	9,432.82	98,888.22	4,163.78	4.04
2023 010-477-203	RETIREMENT	.00	25,966.00	23,469.37	2,163.79	25,633.16	332.84	1.28
2023 010-477-204	WORKERS COMPENSATION	.00	77.00	.00	.00	.00	77.00	100.00
2023 010-477-205	LIFE INSURANCE	.00	444.00	409.20	37.20	446.40	2.40-	.54
2023 010-477-206	UNEMPLOYMENT INSURANCE	.00	543.00	.00	.00	.00	543.00	100.00
2023 010-477-310	OFFICE EXPENSE	.00	3,500.00	6,329.35	1,663.81	7,993.16	4,493.16-	128.38
2023 010-477-400	PROFESSIONAL SERVICES	.00	.00	.00	.00	.00	.00	.00
2023 010-477-420	TELEPHONE	.00	600.00	1,360.29	148.08	1,508.37	908.37-	151.40
2023 010-477-425	TRAVEL	.00	2,500.00	4,039.77	357.66	4,397.43	1,897.43-	75.90
	COUNTY ATTORNEY EXPENS	.00	480,497.00	430,951.81	42,398.28	473,350.09	7,146.91	1.49
2023 010-490-000	ELECTION COSTS	.00	.00	.00	.00	.00	.00	.00
2023 010-490-101	ELECTION WORKERS	.00	37,762.00	37,761.95	.00	37,761.95	.05	.00
2023 010-490-104	OVERTIME	.00	.00	.00	.00	.00	.00	.00
2023 010-490-109	SALARIES	.00	.00	.00	.00	.00	.00	.00
2023 010-490-201	SOCIAL SECURITY	.00	1,148.00	116.35	.00	116.35	1,031.65	89.86
2023 010-490-203	RETIREMENT	.00	.00	.00	.00	.00	.00	.00
2023 010-490-310	OFFICE SUPPLIES	.00	3,000.00	1,530.39	.00	1,530.39	1,469.61	48.99
2023 010-490-311	POSTAGE/SHIPPING	.00	2,500.00	.00	.00	.00	2,500.00	100.00

BUDGET COMPARISON FOR SEPTEMBER

GENERAL FUND

ACCOUNT NO	ACCOUNT NAME	ENCUMBRANCE	CURRENT BUDGET	PREVIOUS M-T-D	** ACTUAL M-T-D **	** ACTUAL Y-T-D **	**** ACTUAL REMAINING PERCENT ****
2023 010-490-420	AIR CARDS	.00	1,200.00	668.68	166.31	834.99	365.01 30.42
2023 010-490-425	TRAVEL	.00	1,000.00	234.00	394.56	628.56	371.44 37.14
2023 010-490-426	ELECTION WORKER TRAINI	.00	500.00	.00	.00	.00	500.00 100.00
2023 010-490-430	PUBLICATION	.00	.00	.00	.00	.00	.00 .00
2023 010-490-435	BALLOTS & PROGRAMMING	.00	18,521.00	20,735.54	4,028.74	24,764.28	6,243.28- 33.71
2023 010-490-450	MACHINES, SOFTWARE & W	.00	.00	.00	.00	.00	.00 .00
2023 010-490-499	MISCELLANEOUS	.00	.00	.00	.00	.00	.00 .00
	ELECTIONS EXPENSE	.00	65,631.00	61,046.91	4,589.61	65,636.52	5.52- .01
2023 010-491-000	ELECTIONS ADMINISTRATI	.00	.00	.00	.00	.00	.00 .00
2023 010-491-101	SALARIES	.00	123,611.00	95,880.44	7,580.93	103,461.37	20,149.63 16.30
2023 010-491-104	OVERTIME	.00	.00	.00	.00	.00	.00 .00
2023 010-491-108	SEASONAL & PART TIME S	.00	7,883.00	26,075.90	2,286.00	28,361.90	20,478.90- 259.79
2023 010-491-109	ELECTION WORKER SALARI	.00	.00	.00	.00	.00	.00 .00
2023 010-491-201	SOCIAL SECURITY	.00	9,456.00	9,328.30	754.49	10,082.79	626.79- 6.63
2023 010-491-202	HOSPITAL INSURANCE	.00	25,822.00	20,442.48	2,349.80	22,792.28	3,029.72 11.73
2023 010-491-203	RETIREMENT	.00	10,050.00	7,891.38	616.33	8,507.71	1,542.29 15.35
2023 010-491-204	WORKERS COMPENSATION	.00	252.00	.00	.00	.00	252.00 100.00
2023 010-491-205	LIFE INSURANCE	.00	222.00	204.60	18.60	223.20	1.20- .54
2023 010-491-206	UNEMPLOYMENT INSURANCE	.00	346.00	.00	.00	.00	346.00 100.00
2023 010-491-310	OFFICE SUPPLIES	.00	11,000.00	11,329.07	830.35	12,159.42	1,159.42- 10.54
2023 010-491-311	POSTAGE	.00	5,000.00	2,929.57	549.79	3,479.36	1,520.64 30.41
2023 010-491-420	TELEPHONE	.00	2,000.00	1,969.98	349.37	2,319.35	319.35- 15.97
2023 010-491-425	TRAVEL	.00	5,000.00	4,325.16	829.90	5,155.06	155.06- 3.10
2023 010-491-426	PROFESSIONAL ASSOC FEE	.00	500.00	275.00	.00	275.00	225.00 45.00
2023 010-491-440	UTILITIES	.00	.00	.00	.00	.00	.00 .00
2023 010-491-450	MAINTENANCE	.00	25,000.00	29,324.00	.00	29,324.00	4,324.00- 17.30
2023 010-491-499	ELECTION WORKERS	.00	.00	.00	.00	.00	.00 .00
2023 010-491-560	EQUIPMENT CODING	.00	.00	.00	.00	.00	.00 .00
	ELECTION ADMIN EXPENSE	.00	226,142.00	209,975.88	16,165.56	226,141.44	.56 .00
2023 010-492-000	ELECTION CLERK TRAININ	.00	.00	.00	.00	.00	.00 .00
2023 010-492-101	SALARIES	.00	.00	.00	.00	.00	.00 .00
2023 010-492-109	ELECTION CLERK TRAININ	.00	.00	.00	.00	.00	.00 .00
2023 010-492-310	OFFICE SUPPLIES	.00	.00	.00	.00	.00	.00 .00
2023 010-492-311	POSTAGE	.00	.00	.00	.00	.00	.00 .00
2023 010-492-560	EQUIPMENT CODING	.00	.00	.00	.00	.00	.00 .00
	ELECT CLK TRAIN EXPENS	.00	.00	.00	.00	.00	.00 .00
2023 010-495-000	AUDITOR	.00	.00	.00	.00	.00	.00 .00
2023 010-495-101	SALARIES	.00	206,977.00	189,728.44	17,248.04	206,976.48	.52 .00
2023 010-495-201	SOCIAL SECURITY	.00	15,834.00	13,184.82	1,198.98	14,383.80	1,450.20 9.16
2023 010-495-202	HOSPITAL INSURANCE	.00	90,141.00	82,628.04	8,257.92	90,885.96	744.96- .83
2023 010-495-203	RETIREMENT	.00	16,827.00	15,637.02	1,402.26	17,039.28	212.28- 1.26
2023 010-495-204	WORKERS COMPENSATION	.00	422.00	.00	.00	.00	422.00 100.00
2023 010-495-205	LIFE INSURANCE	.00	333.00	306.90	27.90	334.80	1.80- .54
2023 010-495-206	UNEMPLOYMENT INSURANCE	.00	580.00	.00	.00	.00	580.00 100.00
2023 010-495-310	OFFICE SUPPLIES	.00	2,000.00	1,995.32	95.98	2,091.30	91.30- 4.57
2023 010-495-311	POSTAGE	.00	500.00	619.13	10.52	629.65	129.65- 25.93

20

BUDGET COMPARISON FOR SEPTEMBER

GENERAL FUND

ACCOUNT NO	ACCOUNT NAME	ENCUMBRANCE	CURRENT BUDGET	PREVIOUS M-T-D	** ACTUAL M-T-D **	** ACTUAL Y-T-D **	**** ACTUAL REMAINING	***** PERCENT
2023 010-495-312	XEROX EXPENSE	.00	1,500.00	1,130.87	15.10	1,145.97	354.03	23.60
2023 010-495-400	CONTRACT SERVICES	.00	.00	.00	.00	.00	.00	.00
2023 010-495-420	TELEPHONE	.00	1,000.00	897.80	88.49	986.29	13.71	1.37
2023 010-495-425	TRAVEL	.00	4,000.00	4,037.72	700.00-	3,337.72	662.28	16.56
2023 010-495-450	MAINTENANCE	.00	.00	.00	.00	.00	.00	.00
	COUNTY AUDITOR EXPENSE	.00	340,114.00	310,166.06	27,645.19	337,811.25	2,302.75	.68
2023 010-497-000	TREASURER	.00	.00	.00	.00	.00	.00	.00
2023 010-497-101	SALARIES	.00	152,156.00	139,475.82	12,679.62	152,155.44	.56	.00
2023 010-497-201	SOCIAL SECURITY	.00	11,640.00	9,600.58	873.26	10,473.84	1,166.16	10.02
2023 010-497-202	HOSPITAL INSURANCE	.00	73,005.00	66,920.48	1,174.90	68,095.38	4,909.62	6.73
2023 010-497-203	RETIREMENT	.00	12,370.00	11,495.32	1,030.85	12,526.17	156.17-	1.26
2023 010-497-204	WORKERS COMPENSATION	.00	310.00	.00	.00	.00	310.00	100.00
2023 010-497-205	LIFE INSURANCE	.00	333.00	306.90	27.90	334.80	1.80-	.54
2023 010-497-206	UNEMPLOYMENT INSURANCE	.00	244.00	.00	.00	.00	244.00	100.00
2023 010-497-310	OFFICE SUPPLIES	.00	7,000.00	6,010.81	1,152.50	7,163.31	163.31-	2.33
2023 010-497-311	POSTAGE	.00	4,000.00	2,011.36	437.43	2,448.79	1,551.21	38.78
2023 010-497-420	TELEPHONE	.00	2,400.00	1,974.16	200.44	2,174.60	225.40	9.39
2023 010-497-425	TRAVEL	.00	3,000.00	2,408.33	172.92	2,581.25	418.75	13.96
2023 010-497-450	MAINTENANCE	.00	.00	.00	.00	.00	.00	.00
	TREASURER EXPENSE	.00	266,458.00	240,203.76	17,749.82	257,953.58	8,504.42	3.19
2023 010-498-000	APPRAISAL DISTRICT	.00	.00	.00	.00	.00	.00	.00
2023 010-498-419	TAX COLLECTIONS	.00	502,768.00	460,947.76	15,387.85	476,335.61	26,432.39	5.26
	APPRAISAL DISTRICT EXP	.00	502,768.00	460,947.76	15,387.85	476,335.61	26,432.39	5.26
2023 010-499-000	TAX ASSESSOR	.00	.00	.00	.00	.00	.00	.00
2023 010-499-101	SALARIES	.00	243,656.00	225,357.95	19,887.95	245,245.90	1,589.90-	.65
2023 010-499-201	SOCIAL SECURITY	.00	18,640.00	16,748.74	1,488.76	18,237.50	402.50	2.16
2023 010-499-202	HOSPITAL INSURANCE	.00	111,765.00	96,342.16	10,204.88	106,547.04	5,217.96	4.67
2023 010-499-203	RETIREMENT	.00	19,809.00	18,572.31	1,616.90	20,189.21	380.21-	1.92
2023 010-499-204	WORKERS COMPENSATION	.00	497.00	.00	.00	.00	497.00	100.00
2023 010-499-205	LIFE INSURANCE	.00	666.00	613.80	55.80	669.60	3.60-	.54
2023 010-499-206	UNEMPLOYMENT INSURANCE	.00	500.00	.00	.00	.00	500.00	100.00
2023 010-499-310	OFFICE SUPPLIES	.00	3,500.00	2,409.76	302.56	2,712.32	787.68	22.51
2023 010-499-311	POSTAGE	.00	5,000.00	3,040.59	810.32	3,850.91	1,149.09	22.98
2023 010-499-312	XEROX EXPENSE	.00	1,200.00	1,030.09	236.40	1,266.49	66.49-	5.54
2023 010-499-401	TAX COLLECTIONS	.00	.00	.00	.00	.00	.00	.00
2023 010-499-419	CENTRAL APPRAISAL DIST	.00	.00	.00	.00	.00	.00	.00
2023 010-499-420	TELEPHONE	.00	3,000.00	2,070.15	112.83	2,182.98	817.02	27.23
2023 010-499-425	TRAVEL	.00	3,000.00	175.00	250.00	425.00	2,575.00	85.83
2023 010-499-450	MAINTENANCE	.00	.00	.00	.00	.00	.00	.00
2023 010-499-460	RENTAL	.00	.00	.00	.00	.00	.00	.00
	TAX ASSESSOR EXPENSE	.00	411,233.00	366,360.55	34,966.40	401,326.95	9,906.05	2.41
2023 010-510-000	COURTHOUSE	.00	.00	.00	.00	.00	.00	.00
2023 010-510-101	SALARIES	.00	77,000.00	70,603.56	6,416.67	77,020.23	20.23-	.03
2023 010-510-102	COMP. TIME SALARIES	.00	.00	.00	.00	.00	.00	.00
2023 010-510-104	OVERTIME	.00	10,000.00	378.57	.00	378.57	9,621.43	96.21

BUDGET COMPARISON FOR SEPTEMBER

GENERAL FUND

ACCOUNT NO	ACCOUNT NAME	ENCUMBRANCE	CURRENT BUDGET	PREVIOUS M-T-D	** ACTUAL M-T-D **	** ACTUAL Y-T-D **	**** ACTUAL REMAINING	***** PERCENT
2023 010-510-201	SOCIAL SECURITY	.00	6,656.00	5,256.60	475.23	5,731.83	924.17	13.88
2023 010-510-202	HOSPITAL INSURANCE	.00	42,958.00	39,377.80	3,927.54	43,305.34	347.34-	.81
2023 010-510-203	RETIREMENT	.00	7,073.00	5,849.80	521.68	6,371.48	701.52	9.92
2023 010-510-204	WORKERS COMPENSATION	.00	2,051.00	.00	.00	.00	2,051.00	100.00
2023 010-510-205	LIFE INSURANCE	.00	222.00	204.60	18.60	223.20	1.20-	.54
2023 010-510-206	UNEMPLOYMENT INSURANCE	.00	244.00	.00	.00	.00	244.00	100.00
2023 010-510-333	INSURANCE REPAIRS	.00	.00	.00	.00	.00	.00	.00
2023 010-510-420	TELEPHONE	.00	2,500.00	3,473.68	591.38	4,065.06	1,565.06-	62.60
2023 010-510-425	TRAVEL	.00	500.00	.00	.00	.00	500.00	100.00
2023 010-510-440	UTILITIES	.00	45,000.00	36,824.86	17,733.78	54,558.64	9,558.64-	21.24
2023 010-510-450	MAINTENANCE	.00	61,602.00	57,512.69	6,638.81	64,151.50	2,549.50-	4.14
2023 010-510-451	SPECIAL PROJECTS	.00	.00	.00	.00	.00	.00	.00
2023 010-510-455	COURTHOUSE PRESERVATIO	.00	.00	.00	.00	.00	.00	.00
2023 010-510-550	OTHER BUILDING REPAIRS	.00	.00	.00	.00	.00	.00	.00
	COURTHOUSE EXPENSE	.00	255,806.00	219,482.16	36,323.69	255,805.85	.15	.00
2023 010-511-000	COURTHOUSE ANNEX	.00	.00	.00	.00	.00	.00	.00
2023 010-511-440	UTILITIES	.00	6,000.00	5,010.13	1,789.01	6,799.14	799.14-	13.32
2023 010-511-441	UTILITIES ELEC/TREAS B	.00	6,000.00	4,767.11	1,714.65	6,481.76	481.76-	8.03
2023 010-511-442	UTILITIES VSO BLDG	.00	2,000.00	1,401.18	580.13	1,981.31	18.69	.93
2023 010-511-450	MAINTENANCE	.00	2,500.00	596.99	503.07	1,100.06	1,399.94	56.00
2023 010-511-451	MAINTENANCE ELECT/TREA	.00	7,500.00	2,802.04	42.00	2,844.04	4,655.96	62.08
2023 010-511-452	MAINTENANCE VSO BLDG	.00	2,000.00	.00	.00	.00	2,000.00	100.00
2023 010-511-482	INSURANCE PROCEEDS	.00	.00	.00	.00	.00	.00	.00
	CTHSE ANNEX EXPENSE	.00	26,000.00	14,577.45	4,628.86	19,206.31	6,793.69	26.13
2023 010-512-000	JAIL	.00	.00	.00	.00	.00	.00	.00
2023 010-512-101	SALARIES	.00	1281,726.00	1133,609.08	87,164.69	1220,773.77	60,952.23	4.76
2023 010-512-102	RECRUITMENT BONUS	.00	.00	.00	.00	.00	.00	.00
2023 010-512-104	OVERTIME (REGULAR)	.00	50,000.00	126,226.61	10,115.20	136,341.81	86,341.81-	172.68
2023 010-512-105	COMMISSARY SALARIES	.00	28,392.00	2,548.00	1,596.00-	952.00	27,440.00	96.65
2023 010-512-107	FOOD SERVICE SALARIES	.00	51,312.00	37,629.50	5,027.59	42,657.09	8,654.91	16.87
2023 010-512-108	SARGENT PAY	.00	9,600.00	7,158.80	800.00	7,958.80	1,641.20	17.10
2023 010-512-109	CORPORAL	.00	6,000.00	3,237.57	500.00	3,737.57	2,262.43	37.71
2023 010-512-111	LIEUTENANT	.00	9,000.00	5,500.00	500.00	6,000.00	3,000.00	33.33
2023 010-512-112	LEVEL 1 CERTIFICATION	.00	1,200.00	6,551.32	800.00	7,351.32	6,151.32-	512.61
2023 010-512-113	LEVEL 2 CERTIFICATION	.00	16,200.00	9,900.00	1,043.60	10,943.60	5,256.40	32.45
2023 010-512-114	LEVEL 3 CERTIFICATION	.00	8,400.00	7,700.00	1,676.84	9,376.84	976.84-	11.63
2023 010-512-115	LEVEL 4 CERTIFICATION	.00	17,100.00	12,656.88	950.00	13,606.88	3,493.12	20.43
2023 010-512-116	LEVEL 5 CERTIFICATION	.00	7,200.00	3,821.44	600.00	4,421.44	2,778.56	38.59
2023 010-512-201	SOCIAL SECURITY	.00	114,403.00	103,797.30	8,481.18	112,278.48	2,124.52	1.86
2023 010-512-202	HOSPITAL INSURANCE	.00	713,212.00	507,751.40	43,880.79	551,632.19	161,579.81	22.66
2023 010-512-203	RETIREMENT	.00	119,273.00	114,344.66	9,217.91	123,562.57	4,289.57-	3.60
2023 010-512-204	WORKERS COMPENSATION	.00	16,080.00	64.40-	234.02-	298.42-	16,378.42	101.86
2023 010-512-205	LIFE INSURANCE	.00	3,774.00	3,264.30	297.60	3,561.90	212.10	5.62
2023 010-512-206	UNEMPLOYMENT INSURANCE	.00	4,187.00	15.52-	14.07-	29.59-	4,216.59	100.71
2023 010-512-330	SUPPLIES	.00	70,000.00	65,533.48	34,196.54	99,730.02	29,730.02-	42.47
2023 010-512-340	E-CIGS SALES TAX	.00	.00	904.53-	7.09-	911.62-	911.62	.00
2023 010-512-390	GROCERIES	.00	350,000.00	369,373.64	41,148.67	410,522.31	60,522.31-	17.29
2023 010-512-402	MEDICAL	.00	185,000.00	146,596.98	47,329.39	193,926.37	8,926.37-	4.83
2023 010-512-420	TELEPHONE	.00	2,000.00	950.00	100.00	1,050.00	950.00	47.50

BUDGET COMPARISON FOR SEPTEMBER

GENERAL FUND

ACCOUNT NO	ACCOUNT NAME	ENCUMBRANCE	CURRENT BUDGET	PREVIOUS M-T-D	** ACTUAL M-T-D **	** ACTUAL Y-T-D **	**** ACTUAL REMAINING	***** PERCENT
2023 010-512-425	JAILER TRAINING	.00	15,000.00	11,036.02	2,244.79	13,280.81	1,719.19	11.46
2023 010-512-440	UTILITIES	.00	125,000.00	97,156.58	44,517.16	141,673.74	16,673.74	13.34
2023 010-512-450	MAINTENANCE	.00	100,000.00	119,719.85	37,342.86	157,062.71	57,062.71	57.06
2023 010-512-451	OTHER BUILDING EXPENSE	.00	.00	.00	.00	.00	.00	.00
2023 010-512-481	PRISONERS CLOTHING	.00	.00	.00	.00	.00	.00	.00
2023 010-512-482	JAILER CLOTHING	.00	10,400.00	4,807.40	438.00	5,245.40	5,154.60	49.56
	JAIL EXPENSE	.00	3314,459.00	2899,886.36	376,521.63	3276,407.99	38,051.01	1.15
2023 010-551-000	CONSTABLE PRECINCT 1	.00	.00	.00	.00	.00	.00	.00
2023 010-551-101	SALARY	.00	46,255.00	42,400.16	3,854.56	46,254.72	.28	.00
2023 010-551-103	CERTIFICATION PAY	.00	2,700.00	2,475.00	225.00	2,700.00	.00	.00
2023 010-551-201	SOCIAL SECURITY	.00	3,745.00	3,432.88	312.08	3,744.96	.04	.00
2023 010-551-202	HOSPITAL INSURANCE	.00	12,911.00	11,835.12	1,174.90	13,010.02	99.02	-.77
2023 010-551-203	RETIREMENT	.00	3,980.00	3,698.50	331.67	4,030.17	50.17	1.26
2023 010-551-204	WORKERS COMPENSATION	.00	564.00	.00	.00	.00	564.00	100.00
2023 010-551-205	LIFE INSURANCE	.00	111.00	102.30	9.30	111.60	.60	-.54
2023 010-551-206	UNEMPLOYMENT INSURANCE	.00	.00	.00	.00	.00	.00	.00
2023 010-551-331	OPERATING SUPPLIES	.00	9,000.00	6,700.56	665.51	7,366.07	1,633.93	18.15
	CSTBL PCT 1 EXPENSE	.00	79,266.00	70,644.52	6,573.02	77,217.54	2,048.46	2.58
2023 010-552-000	CONSTABLE PRECINCT 2	.00	.00	.00	.00	.00	.00	.00
2023 010-552-101	SALARY	.00	46,255.00	42,400.16	3,854.56	46,254.72	.28	.00
2023 010-552-103	CERTIFICATION PAY	.00	2,700.00	2,475.00	225.00	2,700.00	.00	.00
2023 010-552-201	SOCIAL SECURITY	.00	3,745.00	3,390.75	308.48	3,699.23	45.77	1.22
2023 010-552-202	HOSPITAL INSURANCE	.00	12,911.00	11,835.12	1,174.90	13,010.02	99.02	-.77
2023 010-552-203	RETIREMENT	.00	3,980.00	3,698.50	331.67	4,030.17	50.17	1.26
2023 010-552-204	WORKERS COMPENSATION	.00	564.00	.00	.00	.00	564.00	100.00
2023 010-552-205	LIFE INSURANCE	.00	111.00	102.30	9.30	111.60	.60	-.54
2023 010-552-206	UNEMPLOYMENT INSURANCE	.00	.00	.00	.00	.00	.00	.00
2023 010-552-331	OPERATING SUPPLIES	.00	10,450.00	6,907.91	1,196.73	8,104.64	2,345.36	22.44
	CSTBL PCT 2 EXPENSE	.00	80,716.00	70,809.74	7,100.64	77,910.38	2,805.62	3.48
2023 010-553-000	CONSTABLE PRECINCT 3	.00	.00	.00	.00	.00	.00	.00
2023 010-553-101	SALARY	.00	46,255.00	42,400.16	3,854.56	46,254.72	.28	.00
2023 010-553-103	CERTIFICATION PAY	.00	2,700.00	2,475.00	225.00	2,700.00	.00	.00
2023 010-553-201	SOCIAL SECURITY	.00	3,745.00	3,432.88	312.08	3,744.96	.04	.00
2023 010-553-202	HOSPITAL INSURANCE	.00	12,911.00	11,835.12	1,174.90	13,010.02	99.02	-.77
2023 010-553-203	RETIREMENT	.00	3,980.00	3,698.50	331.67	4,030.17	50.17	1.26
2023 010-553-204	WORKERS COMPENSATION	.00	564.00	.00	.00	.00	564.00	100.00
2023 010-553-205	LIFE INSURANCE	.00	111.00	102.30	9.30	111.60	.60	-.54
2023 010-553-206	UNEMPLOYMENT INSURANCE	.00	.00	.00	.00	.00	.00	.00
2023 010-553-331	OPERATING SUPPLIES	.00	11,550.00	10,023.95	1,940.06	11,964.01	414.01	3.58
2023 010-553-332	DEPUTY CSTBL EXPENSE	.00	.00	.00	.00	.00	.00	.00
	CSTBL PCT 3 EXPENSE	.00	81,816.00	73,967.91	7,847.57	81,815.48	.52	.00
2023 010-554-000	CONSTABLE PRECINCT 4	.00	.00	.00	.00	.00	.00	.00
2023 010-554-101	SALARY	.00	46,255.00	42,400.16	3,854.56	46,254.72	.28	.00
2023 010-554-103	CERTIFICATION PAY	.00	2,700.00	2,475.00	225.00	2,700.00	.00	.00
2023 010-554-201	SOCIAL SECURITY	.00	3,745.00	3,432.88	312.08	3,744.96	.04	.00

23

BUDGET COMPARISON FOR SEPTEMBER

GENERAL FUND

ACCOUNT NO	ACCOUNT NAME	ENCUMBRANCE	CURRENT BUDGET	PREVIOUS M-T-D	** ACTUAL M-T-D **	** ACTUAL Y-T-D **	**** ACTUAL REMAINING	***** PERCENT
2023 010-554-202	HOSPITAL INSURANCE	.00	30,047.00	27,542.68	2,752.64	30,295.32	248.32-	.83
2023 010-554-203	RETIREMENT	.00	3,980.00	3,698.50	331.67	4,030.17	50.17-	1.26
2023 010-554-204	WORKERS COMPENSATION	.00	564.00	.00	.00	.00	564.00	100.00
2023 010-554-205	LIFE INSURANCE	.00	111.00	102.30	9.30	111.60	.60-	.54
2023 010-554-206	UNEMPLOYMENT INSURANCE	.00	.00	.00	.00	.00	.00	.00
2023 010-554-331	OPERATING SUPPLIES	.00	9,000.00	5,089.53	3,312.21	8,401.74	598.26	6.65
	CSTBL PCT 4 EXPENSE	.00	96,402.00	84,741.05	10,797.46	95,538.51	863.49	.90
2023 010-560-000	SHERIFF	.00	.00	.00	.00	.00	.00	.00
2023 010-560-101	SALARIES	.00	1489,132.00	1284,960.81	109,212.14	1394,172.95	94,959.05	6.38
2023 010-560-102	CERTIFICATION PAY (NEW	.00	10,000.00	.00	.00	.00	10,000.00	100.00
2023 010-560-103	CERTIFICATION PAY (REG	.00	132,750.00	137,454.48	11,806.26	149,260.74	16,510.74-	12.44
2023 010-560-104	OVERTIME PAY (REGULAR)	.00	50,000.00	48,131.84	3,577.11	51,708.95	1,708.95-	3.42
2023 010-560-105	OVERTIME PAY (EPP)	.00	.00	.00	.00	.00	.00	.00
2023 010-560-106	COMP TIME SALARIES	.00	.00	.00	.00	.00	.00	.00
2023 010-560-107	STEP GRANT OVERTIME	.00	.00	.00	.00	.00	.00	.00
2023 010-560-108	SARGENT PAY	.00	4,800.00	6,600.00	600.00	7,200.00	2,400.00-	50.00
2023 010-560-109	CORPORAL PAY	.00	.00	.00	.00	.00	.00	.00
2023 010-560-110	CID PAY	.00	6,000.00	5,500.00	500.00	6,000.00	.00	.00
2023 010-560-111	LIEUTENANT PAY	.00	7,200.00	6,600.00	600.00	7,200.00	.00	.00
2023 010-560-112	RECRUITMENT BONUS	.00	.00	1,500.00	.00	1,500.00	1,500.00-	.00
2023 010-560-113	SECRETARY SUPPLEMENT	.00	1,200.00	1,100.00	100.00	1,200.00	.00	.00
2023 010-560-114	RESOURCE OFFICER	.00	.00	15,286.55	3,607.53	18,894.08	18,894.08-	.00
2023 010-560-201	SOCIAL SECURITY	.00	131,623.00	109,632.05	9,137.66	118,769.71	12,853.29	9.77
2023 010-560-202	HOSPITAL INSURANCE	.00	828,641.00	663,328.30	64,762.54	728,090.84	100,550.16	12.13
2023 010-560-203	RETIREMENT	.00	139,881.00	123,841.11	10,376.06	134,217.17	5,663.83	4.05
2023 010-560-204	WORKERS COMPENSATION	.00	18,252.00	1,599.08-	225.68-	1,824.76-	20,076.76	110.00
2023 010-560-205	LIFE INSURANCE	.00	3,441.00	3,124.80	306.90	3,431.70	9.30	.27
2023 010-560-206	UNEMPLOYMENT INSURANCE	.00	4,567.00	152.33-	11.80-	164.13-	4,731.13	103.59
2023 010-560-310	OFFICE SUPPLIES	.00	15,000.00	9,180.42	1,946.65	11,127.07	3,872.93	25.82
2023 010-560-311	POSTAGE	.00	8,000.00	8,443.61	1,191.65	9,635.26	1,635.26-	20.44
2023 010-560-312	XEROX EXPENSE	.00	8,500.00	7,923.84	.00	7,923.84	576.16	6.78
2023 010-560-331	OPERATING SUPPLIES	.00	265,000.00	283,397.06	45,834.45	329,231.51	64,231.51-	24.24
2023 010-560-333	INS REIMB/REPAIRS	.00	.00	31,899.09-	13,193.28	18,705.81-	18,705.81	.00
2023 010-560-392	MISCELLANEOUS SUPPLIES	.00	25,000.00	18,676.77	11,673.13	30,349.90	5,349.90-	21.40
2023 010-560-393	NRA GRANT FUNDS	.00	.00	.00	.00	.00	.00	.00
2023 010-560-394	JAG GRANT	.00	.00	.00	.00	.00	.00	.00
2023 010-560-395	BULLETPROOF VEST GRANT	.00	.00	3,200.00	3,200.00-	.00	.00	.00
2023 010-560-396	BALLISTICS GRANT	.00	.00	.00	.00	.00	.00	.00
2023 010-560-420	TELEPHONE	.00	44,000.00	42,624.57	5,576.64	48,201.21	4,201.21-	9.55
2023 010-560-425	TRAVEL	.00	13,000.00	5,265.78	3,794.49	9,060.27	3,939.73	30.31
2023 010-560-426	TRAINING	.00	10,000.00	4,273.20	1,347.28	5,620.48	4,379.52	43.80
2023 010-560-482	CLOTHING ALLOWANCE	.00	16,200.00	17,594.99	1,450.00	19,044.99	2,844.99-	17.56
2023 010-560-485	NARCOTIC ALLOWANCE	.00	5,000.00	.00	.00	.00	5,000.00	100.00
2023 010-560-565	DISPATCH OPERATIONS PR	.00	130,462.00	161,255.70	37,482.28	198,737.98	68,275.98-	52.33
	SHERIFF DEPT. EXPENSE	.00	3367,649.00	2935,245.38	334,638.57	3269,883.95	97,765.05	2.90
2023 010-561-000	INTERLOCAL CRIME TASK	.00	.00	.00	.00	.00	.00	.00
2023 010-561-101	SALARIES	.00	.00	.00	.00	.00	.00	.00
2023 010-561-201	SOCIAL SECURITY	.00	.00	.00	.00	.00	.00	.00
2023 010-561-202	HOSPITAL INSURANCE	.00	.00	.00	.00	.00	.00	.00

BUDGET COMPARISON FOR SEPTEMBER

GENERAL FUND

ACCOUNT NO	ACCOUNT NAME	ENCUMBRANCE	CURRENT BUDGET	PREVIOUS M-T-D	** ACTUAL M-T-D **	** ACTUAL Y-T-D **	**** ACTUAL REMAINING	***** PERCENT
2023 010-561-203	RETIREMENT	.00	.00	.00	.00	.00	.00	.00
2023 010-561-204	WORKERS COMPENSATION	.00	.00	.00	.00	.00	.00	.00
2023 010-561-205	LIFE INSURANCE	.00	.00	.00	.00	.00	.00	.00
2023 010-561-206	UNEMPLOYMENT INSURANCE	.00	.00	.00	.00	.00	.00	.00
2023 010-561-482	CLOTHING ALLOWANCE	.00	.00	.00	.00	.00	.00	.00
	TASK FORCE EXPENSE	.00	.00	.00	.00	.00	.00	.00
2023 010-570-000	ADULT PROBATION	.00	.00	.00	.00	.00	.00	.00
2023 010-570-400	FISCAL OFFICER	.00	.00	.00	.00	.00	.00	.00
2023 010-570-420	TELEPHONE	.00	1,000.00	1,132.19	88.49	1,220.68	220.68-	22.07
2023 010-570-570	EQUIPMENT	.00	2,000.00	1,704.98	52.50	1,757.48	242.52	12.13
	COMMUNITY CORRECTIONS	.00	3,000.00	2,837.17	140.99	2,978.16	21.84	.73
2023 010-571-000	JUVENILE PROBATION	.00	.00	.00	.00	.00	.00	.00
2023 010-571-492	BROWN COUNTY SUBSIDY	.00	142,500.00	92,500.00	10,000.00	102,500.00	40,000.00	28.07
	JUVENILE PROBATION EXP	.00	142,500.00	92,500.00	10,000.00	102,500.00	40,000.00	28.07
2023 010-575-000	EMERGENCY COORDINATOR	.00	.00	.00	.00	.00	.00	.00
2023 010-575-101	SALARIES	.00	44,261.00	40,572.62	3,688.42	44,261.04	.04-	.00
2023 010-575-201	SOCIAL SECURITY	.00	3,386.00	3,093.86	281.50	3,375.36	10.64	.31
2023 010-575-202	HOSPITAL INSURANCE	.00	12,911.00	11,835.12	1,174.90	13,010.02	99.02-	.77
2023 010-575-203	RETIREMENT	.00	3,598.00	3,343.93	299.87	3,643.80	45.80-	1.27
2023 010-575-204	WORKERS COMPENSATION	.00	485.00	.00	.00	.00	485.00	100.00
2023 010-575-205	LIFE INSURANCE	.00	111.00	102.30	9.30	111.60	.60-	.54
2023 010-575-206	UNEMPLOYMENT INSURANCE	.00	124.00	.00	.00	.00	124.00	100.00
2023 010-575-310	OFFICE SUPPLIES	.00	1,500.00	262.80	312.13	574.93	925.07	61.67
2023 010-575-350	CHAPLAIN EXPENSES	.00	.00	300.00-	.00	300.00-	300.00	.00
2023 010-575-400	CODE RED PROGRAM	.00	10,369.00	10,368.75	.00	10,368.75	.25	.00
2023 010-575-420	TELEPHONE	.00	2,500.00	2,556.07	291.00	2,847.07	347.07-	13.88
2023 010-575-425	TRAVEL	.00	4,000.00	2,625.31	477.67	3,102.98	897.02	22.43
2023 010-575-570	HOMELAND SEC GRANT	.00	.00	.00	.00	.00	.00	.00
2023 010-575-571	SPECIAL EQUIPMENT	.00	1,500.00	300.59	.00	300.59	1,199.41	79.96
	EXPENSE EMC	.00	84,745.00	74,761.35	6,534.79	81,296.14	3,448.86	4.07
2023 010-630-000	HEALTH	.00	.00	.00	.00	.00	.00	.00
2023 010-630-402	INDIGENT MEDICAL	.00	325,000.00	18,017.33	1,835.26-	16,182.07	308,817.93	95.02
2023 010-630-405	OPIOID GRANT FUNDS/EXP	.00	.00	60,217.83-	32,541.60	27,676.23-	27,676.23	.00
2023 010-630-478	HEART OF TX CAC	.00	.00	.00	.00	.00	.00	.00
2023 010-630-479	CENTER FOR LIFE MH/MR	.00	5,200.00	4,766.63	433.33	5,199.96	.04	.00
2023 010-630-490	MAY SENIOR CITIZEN CTR	.00	4,000.00	4,000.00	.00	4,000.00	.00	.00
2023 010-630-492	GOOD SAMARITAN	.00	4,800.00	4,800.00	.00	4,800.00	.00	.00
2023 010-630-493	HEALTH DEPARTMENT	.00	102,506.00	85,420.00	17,084.00	102,504.00	2.00	.00
2023 010-630-494	911 SUBSIDY	.00	130,462.00	106,795.70	23,662.28	130,457.98	4.02	.00
2023 010-630-495	SR. CITIZENS MEALS ON	.00	122,248.00	101,870.00	20,374.00	122,244.00	4.00	.00
2023 010-630-496	AMBULANCE SUBSIDY	.00	59,125.00	46,384.43	8,244.25	54,628.68	4,496.32	7.60
	HEALTH EXPENSE	.00	753,341.00	311,836.26	100,504.20	412,340.46	341,000.54	45.27
2023 010-640-000	WELFARE	.00	.00	.00	.00	.00	.00	.00

BUDGET COMPARISON FOR SEPTEMBER

GENERAL FUND

ACCOUNT NO	ACCOUNT NAME	ENCUMBRANCE	CURRENT BUDGET	PREVIOUS M-T-D	** ACTUAL M-T-D **	** ACTUAL Y-T-D **	**** ACTUAL REMAINING	***** PERCENT
2023 010-640-492	GOOD SAMARITAN WELFARE EXPENSE	.00 .00	.00 .00	.00 .00	.00 .00	.00 .00	.00 .00	.00 .00
2023 010-655-000	OTHER COUNTY SERVICES	.00	.00	.00	.00	.00	.00	.00
2023 010-655-490	BOUNTY PROGRAM	.00	24,300.00	24,300.00	.00	24,300.00	.00	.00
2023 010-655-492	CHILD WELFARE ALLOTMEN	.00	.00	.00	.00	.00	.00	.00
2023 010-655-493	CITY DUMP	.00	79,656.00	64,130.00	12,826.00	76,956.00	2,700.00	3.39
2023 010-655-494	FIRE CONTRACTS	.00	130,000.00	123,031.24	28.86	123,060.10	6,939.90	5.34
2023 010-655-495	HISTORICAL COMMISSION	.00	1,000.00	.00	771.47	771.47	228.53	22.85
2023 010-655-496	HUMANE SOCIETY ALLOTME	.00	8,500.00	7,791.63	1,416.66	9,208.29	708.29-	8.33
2023 010-655-500	PUBLIC LIBRARY ALLOTME	.00	30,000.00	27,500.00	2,500.00	30,000.00	.00	.00
2023 010-655-501	SOIL & WATER CONSERVAT	.00	10,000.00	10,000.00	.00	10,000.00	.00	.00
2023 010-655-502	DARE DONATIONS	.00	.00	.00	.00	.00	.00	.00
2023 010-655-503	HOME SOLUTIONS	.00	5,000.00	5,000.00	.00	5,000.00	.00	.00
2023 010-655-504	MUSEUM	.00	5,000.00	5,000.00	.00	5,000.00	.00	.00
2023 010-655-505	FAMILY SERVICES CENTER	.00	.00	.00	.00	.00	.00	.00
2023 010-655-506	CENTER FOR LIFE	.00	.00	.00	.00	.00	.00	.00
2023 010-655-507	THE ARK DVS	.00	.00	.00	.00	.00	.00	.00
2023 010-655-508	MID-TEX COUNCIL	.00	.00	.00	.00	.00	.00	.00
2023 010-655-509	MHMR TRANSPORTS	.00	50,000.00	50,000.00	.00	50,000.00	.00	.00
2023 010-655-510	CEN-TEX OPPORTUNITUES	.00	.00	.00	.00	.00	.00	.00
2023 010-655-511	SALVATION ARMY COUNTY SERVICES EXPENS	.00 .00	3,500.00 346,956.00	3,500.00 320,252.87	.00 17,542.99	3,500.00 337,795.86	.00 9,160.14	.00 2.64
2023 010-660-000	COUNTY SURVEYOR	.00	.00	.00	.00	.00	.00	.00
2023 010-660-101	SALARIES	.00	.00	3,250.00	.00	3,250.00	3,250.00-	.00
2023 010-660-201	SOCIAL SECURITY	.00	.00	704.33	.00	704.33	704.33-	.00
2023 010-660-203	RETIREMENT	.00	.00	769.02	.00	769.02	769.02-	.00
2023 010-660-205	LIFE INSURANCE	.00	111.00	102.30	9.30	111.60	.60-	.54
2023 010-660-331	OPERATING SUPPLIES	.00	5,000.00	3,058.15-	.00	3,058.15-	8,058.15	161.16
2023 010-660-402	HOSPITALIZATION COUNTY SURVEYOR EXPENS	.00 .00	12,911.00 18,022.00	11,835.12 13,602.62	1,174.90 1,184.20	13,010.02 14,786.82	99.02- 3,235.18	.77 17.95
2023 010-665-000	AGRICULTURE EXTENSION	.00	.00	.00	.00	.00	.00	.00
2023 010-665-101	SALARIES	.00	150,209.00	137,691.07	12,517.37	150,208.44	.56	.00
2023 010-665-201	SOCIAL SECURITY	.00	11,491.00	10,225.05	929.55	11,154.60	336.40	2.93
2023 010-665-202	HOSPITAL INSURANCE	.00	30,047.00	27,542.68	2,752.64	30,295.32	248.32-	.83
2023 010-665-203	RETIREMENT	.00	12,212.00	2,870.89	257.45	3,128.34	9,083.66	74.38
2023 010-665-204	WORKERS COMPENSATION	.00	306.00	.00	.00	.00	306.00	100.00
2023 010-665-205	LIFE INSURANCE	.00	444.00	409.20	37.20	446.40	2.40-	.54
2023 010-665-206	UNEMPLOYMENT INSURANCE	.00	421.00	.00	.00	.00	421.00	100.00
2023 010-665-310	OFFICE SUPPLIES	.00	2,500.00	2,545.53	661.85	3,207.38	707.38-	28.30
2023 010-665-400	HEALTHY COUNTY EXPENSE	.00	1,331.00	30.63	.00	30.63	1,300.37	97.70
2023 010-665-420	TELEPHONE	.00	2,750.00	3,911.56	293.21	4,204.77	1,454.77-	52.90
2023 010-665-425	TRAVEL	.00	32,000.00	27,689.89	2,704.00	30,393.89	1,606.11	5.02
2023 010-665-430	4-H VAN	.00	2,615.00	1,334.57	121.50	1,456.07	1,158.93	44.32
2023 010-665-450	MAINTENANCE	.00	1,200.00	1,260.00	36.00	1,296.00	96.00-	8.00
2023 010-665-451	RELOCATION COSTS	.00	.00	.00	.00	.00	.00	.00
2023 010-665-460	RENTAL EXTENSION SERVICE EXPE	.00 .00	.00 247,526.00	.00 215,511.07	.00 20,310.77	.00 235,821.84	.00 11,704.16	.00 4.73
*** TOTAL EXPENSES		.00	18913,312.00	15775,870.24	1871,764.65	17647,634.89	1265,677.11	6.69

26

**ROAD AND FLOOD
FUNDS**

BROWN COUNTY
 TRIAL BALANCE SHEET - PRECINCT #1 FUND
 SEPTEMBER

YEAR-TO-DATE

ASSETS:

2023	021-103-000	CASH IN BANK	21,335.15
2023	021-103-201	CERTIFICATES OF DEPOSIT	570,413.71
2023	021-103-202	TOBACCO CD	.00
2023	021-115-000	ACCOUNTS RECEIVABLE	26,821.74
2023	021-121-000	AMOUNTS TO BE PROVIDED N.P.	.00
2023	021-131-000	DUE FROM OTHER FUNDS	310,179.69
2023	021-171-000	ESTIMATED REVENUES	.00
2023	021-171-100	BUDGETED FUND BALANCE	.00

TOTAL ASSETS

875,106.81

875,106.81

LIABILITIES:

2023	021-202-000	ACCOUNTS PAYABLE	21,962.05
2023	021-202-100	SALARIES PAYABLE	200.00
2023	021-202-200	NOTES PAYABLE	.00
2023	021-207-000	DUE TO OTHER FUNDS	.00
2023	021-241-000	ESTIMATED EXPENDITURES	.00
2023	021-241-100	BUDGETED FUND BALANCE	.00

TOTAL LIABILITIES

22,162.05

FUND EQUITY:

	FUND BALANCE		851,377.34
	REALIZED REVENUE		313,214.52
	LESS EXPENDITURES		311,647.10

TOTAL FUND EQUITY

852,944.76

TOTAL LIABILITIES/FUND EQUITY

875,106.81-

BUDGET COMPARISON FOR SEPTEMBER

PRECINCT #1 FUND

ACCOUNT NO	ACCOUNT NAME	ENCUMBRANCE	CURRENT BUDGET	PREVIOUS M-T-D	** ACTUAL M-T-D **	** ACTUAL Y-T-D **	**** ACTUAL REMAINING	**** PERCENT
2023 021-310-200	LOAN PROCEEDS	.00	.00	.00	.00	.00	.00	.00
2023 021-310-300	LOAN PROCEEDS	.00	.00	.00	.00	.00	.00	.00
2023 021-321-341	LATERAL ROAD FUNDS	.00	8,000.00-	7,906.89-	.00	7,906.89-	93.11-	1.16
2023 021-321-342	GROSS WT AND AXLE FEES	.00	12,000.00-	6,987.40-	.00	6,987.40-	5,012.60-	41.77
2023 021-321-343	VEH REG CRBFUND	.00	90,100.00-	89,999.98-	.00	89,999.98-	100.02-	.11
2023 021-321-344	97% R&B \$10 ADONCRBF	.00	87,660.00-	86,162.50-	8,807.50-	94,970.00-	7,310.00	8.34
2023 021-321-345	COMMISSION FROM GENERA	.00	70,194.00-	75,751.21-	.00	75,751.21-	5,557.21	7.92
2023 021-321-351	JP FINES	.00	256.00-	252.00-	.00	252.00-	4.00-	1.56
2023 021-360-100	INTEREST INCOME	.00	120.00-	17,599.48-	4,176.36-	21,775.84-	21,655.84	8046.53
2023 021-360-101	CD INTEREST	.00	.00	.00	.00	.00	.00	.00
2023 021-370-100	OTHER REVENUE	.00	100.00-	15,571.20-	.00	15,571.20-	15,471.20	5471.20
2023 021-390-800	TAX NOTE FUND BALANCE	.00	.00	.00	.00	.00	.00	.00
	*** TOTAL REVENUES	.00	268,430.00-	300,230.66-	12,983.86-	313,214.52-	44,784.52	16.68
2023 021-621-101	SALARIES	.00	65,155.00	59,725.82	5,429.62	65,155.44	.44-	.00
2023 021-621-201	SOCIAL SECURITY	.00	4,984.00	4,390.76	399.40	4,790.16	193.84	3.89
2023 021-621-202	HOSPITAL INSURANCE	.00	30,047.00	27,542.68	2,752.64	30,295.32	248.32-	.83
2023 021-621-203	RETIREMENT	.00	5,297.00	4,922.51	441.43	5,363.94	66.94-	1.26
2023 021-621-204	WORKERS COMPENSATION	.00	152.00	.00	.00	.00	152.00	100.00
2023 021-621-205	LIFE INSURANCE	.00	111.00	102.30	9.30	111.60	.60-	.54
2023 021-621-206	UNEMPLOYMENT INSURANCE	.00	.00	151.64	44.54	196.18	196.18-	.00
2023 021-621-310	OFFICE SUPPLY	.00	.00	.00	.00	.00	.00	.00
2023 021-621-331	OPERATING SUPPLIES	.00	144,234.00	324,606.64	181,299.53-	143,307.11	926.89	.64
2023 021-621-332	C.R. 221 REHAB	.00	.00	.00	.00	.00	.00	.00
2023 021-621-333	INSURANCE PROCEEDS	.00	.00	.00	.00	.00	.00	.00
2023 021-621-400	PROFESSIONAL FEES	.00	.00	.00	.00	.00	.00	.00
2023 021-621-420	TELEPHONE	.00	600.00	518.75	47.55	566.30	33.70	5.62
2023 021-621-425	TRAVEL	.00	15,000.00	11,027.89	794.98	11,822.87	3,177.13	21.18
2023 021-621-440	UTILITIES	.00	2,850.00	2,873.19	708.24	3,581.43	731.43-	25.66
2023 021-621-450	MAINTENANCE	.00	.00	.00	.00	.00	.00	.00
2023 021-621-499	MISCELLANEOUS	.00	.00	.00	.00	.00	.00	.00
2023 021-621-565	TRANSFER TO ROAD & FLO	.00	.00	.00	.00	.00	.00	.00
2023 021-621-570	EQUIPMENT	.00	.00	46,456.75	.00	46,456.75	46,456.75-	.00
2023 021-621-630	NOTE PAYABLE PRINCIPAL	.00	.00	.00	.00	.00	.00	.00
2023 021-621-670	NOTE PAYABLE INTEREST	.00	.00	.00	.00	.00	.00	.00
	EXPENDITURES PRECINCT	.00	268,430.00	482,318.93	170,671.83-	311,647.10	43,217.10-	16.10
	*** TOTAL EXPENSES	.00	268,430.00	482,318.93	170,671.83-	311,647.10	43,217.10-	16.10

BROWN COUNTY
 TRIAL BALANCE SHEET - PRECINCT #2 FUND
 SEPTEMBER

YEAR-TO-DATE

ASSETS:

2023 022-103-000	CASH IN BANK	17,475.57
2023 022-103-201	CERTIFICATES OF DEPOSIT	60,166.60
2023 022-103-202	TOBACCO CD	.00
2023 022-115-000	ACCOUNTS RECEIVABLE	4,813.92
2023 022-121-000	AMOUNT TO BE PROVIDED FOR N.P.	95,088.73
2023 022-131-000	DUE FROM OTHER FUNDS	135,095.94
2023 022-171-000	ESTIMATED REVENUES	.00
2023 022-171-100	BUDGETED FUND BALANCE	.00

TOTAL ASSETS

303,012.92

303,012.92

LIABILITIES:

2023 022-202-000	ACCOUNTS PAYABLE	51,485.47
2023 022-202-100	SALARIES PAYABLE	200.00
2023 022-202-200	NOTES PAYABLE	144,368.61
2023 022-207-000	DUE TO OTHER FUNDS	75,000.00
2023 022-241-000	ESTIMATED EXPENDITURES	.00
2023 022-241-100	BUDGETED FUND BALANCE	.00

TOTAL LIABILITIES

168,083.14

FUND EQUITY:

FUND BALANCE	241,225.82
REALIZED REVENUE	281,426.57
LESS EXPENDITURES	387,722.61

TOTAL FUND EQUITY

134,929.78

TOTAL LIABILITIES/FUND EQUITY

303,012.92

BUDGET COMPARISON FOR SEPTEMBER
PRECINCT #2 FUND

ACCOUNT NO	ACCOUNT NAME	ENCUMBRANCE	CURRENT BUDGET	PREVIOUS M-T-D	** ACTUAL M-T-D **	** ACTUAL Y-T-D **	**** ACTUAL REMAINING PERCENT ****
2023 022-310-300	INSURANCE PROCEEDS	.00	.00	.00	.00	.00	.00 .00
2023 022-321-250	LOAN PROCEEDS	.00	.00	.00	.00	.00	.00 .00
2023 022-321-341	LATERAL ROAD FUNDS	.00	8,000.00-	7,906.88-	.00	7,906.88-	93.12- 1.16
2023 022-321-342	GROSS WT AND AXLE FEES	.00	12,000.00-	6,987.41-	.00	6,987.41-	5,012.59- 41.77
2023 022-321-343	VEHICLE REGISTRATION	.00	90,100.00-	90,000.04-	.00	90,000.04-	99.96- .11
2023 022-321-344	97% R&B \$10 ADDITIONAL	.00	87,660.00-	86,162.50-	8,807.50-	94,970.00-	7,310.00 8.34
2023 022-321-345	COMMISSION FROM GENERA	.00	70,194.00-	75,751.21-	.00	75,751.21-	5,557.21 7.92
2023 022-321-351	JP FINES	.00	256.00-	252.00-	.00	252.00-	4.00- 1.56
2023 022-350-100	CERTZ GRANT REIMB	.00	.00	.00	.00	.00	.00 .00
2023 022-360-100	INTEREST INCOME	.00	80.00-	4,769.71-	789.32-	5,559.03-	5,479.03 6848.79
2023 022-360-101	CD INTEREST	.00	.00	.00	.00	.00	.00 .00
2023 022-370-100	OTHER REVENUE	.00	140.00-	.00	.00	.00	140.00- 100.00
2023 022-390-800	TAX NOTE FUND BALANCE	.00	.00	.00	.00	.00	.00 .00
	*** TOTAL REVENUES	.00	268,430.00-	271,829.75-	9,596.82-	281,426.57-	12,996.57 4.84
2023 022-622-101	SALARIES	.00	65,155.00	59,725.82	5,429.62	65,155.44	.44- .00
2023 022-622-201	SOCIAL SECURITIES	.00	4,984.00	4,353.36	395.89	4,749.25	234.75 4.71
2023 022-622-202	HOSPITAL INSURANCE	.00	30,047.00	27,542.68	2,752.64	30,295.32	248.32- .83
2023 022-622-203	RETIREMENT	.00	5,297.00	4,922.51	441.43	5,363.94	66.94- 1.26
2023 022-622-204	WORKERS COMPENSATION	.00	152.00	.00	.00	.00	152.00 100.00
2023 022-622-205	LIFE INSURANCE	.00	111.00	102.30	9.30	111.60	.60- .54
2023 022-622-206	UNEMPLOYMENT INSURANCE	.00	.00	181.20	52.83	234.03	234.03- .00
2023 022-622-331	OPERATING SUPPLIES	.00	106,599.00	333,880.76	84,862.64-	249,018.12	142,419.12- 133.60
2023 022-622-332	CERTZ EXPENSES	.00	.00	.00	.00	.00	.00 .00
2023 022-622-420	TELEPHONE	.00	1,700.00	2,556.02	409.74	2,965.76	1,265.76- 74.46
2023 022-622-425	TRAVEL	.00	12,000.00	8,032.05	760.74	8,792.79	3,207.21 26.73
2023 022-622-440	UTILITIES	.00	2,500.00	2,898.79	752.66	3,651.45	1,151.45- 46.06
2023 022-622-450	MAINTENANCE	.00	.00	.00	.00	.00	.00 .00
2023 022-622-499	MISCELLANEOUS	.00	.00	.00	.00	.00	.00 .00
2023 022-622-565	TRANSFER TO ROAD & FLO	.00	.00	.00	.00	.00	.00 .00
2023 022-622-570	EQUIPMENT	.00	.00	.00	.00	.00	.00 .00
2023 022-622-630	NOTE PAYABLE PRINCIPAL	.00	34,753.00	17,384.91	.00	17,384.91	17,368.09 49.98
2023 022-622-670	NOTE PAYABLE INTEREST	.00	5,132.00	.00	.00	.00	5,132.00 100.00
	EXPENDITURES PRECINCT	.00	268,430.00	461,580.40	73,857.79-	387,722.61	119,292.61- 44.44
	*** TOTAL EXPENSES	.00	268,430.00	461,580.40	73,857.79-	387,722.61	119,292.61- 44.44

30Type text here

BROWN COUNTY
 TRIAL BALANCE SHEET - PRECINCT #3 FUND
 SEPTEMBER

YEAR-TO-DATE

ASSETS:

2023 023-103-000	CASH IN BANK	47,033.55	
2023 023-103-201	CERTIFICATES OF DEPOSIT	116,319.07	
2023 023-103-202	CITY OF EARLY INTERLOCAL CD	.00	
2023 023-103-203	CR 357 REPAIR CD	.00	
2023 023-103-204	C.D. SALE OF LAND	.00	
2023 023-103-205	C.D. BARN FIRE DAMAGE	.00	
2023 023-115-000	ACCOUNTS RECEIVABLE	2,552.72	
2023 023-121-000	AMOUNTS TO BE PROVIDED N.P.	171,925.12	
2023 023-131-000	DUE FROM OTHER FUNDS	35,159.20	
2023 023-171-000	ESTIMATED REVENUES	.00	
2023 023-171-100	BUDGETED FUND BALANCE	.00	

TOTAL ASSETS

 302,671.26

302,671.26

LIABILITIES:

2023 023-202-000	ACCOUNTS PAYABLE	120,553.25	
2023 023-202-100	SALARIES PAYABLE	200.00	
2023 023-202-200	NOTES PAYABLE	171,925.12	
2023 023-207-000	DUE TO OTHER FUNDS	.00	
2023 023-241-000	ESTIMATED EXPENDITURES	.00	
2023 023-241-100	BUDGETED FUND BALANCE	.00	

TOTAL LIABILITIES

 51,571.87

FUND EQUITY:

FUND BALANCE		262,553.22	
REALIZED REVENUE		340,409.64	
LESS EXPENDITURES		351,863.47	

TOTAL FUND EQUITY

 251,099.39

TOTAL LIABILITIES/FUND EQUITY

302,671.26

BUDGET COMPARISON FOR SEPTEMBER

PRECINCT #3 FUND

ACCOUNT NO	ACCOUNT NAME	ENCUMBRANCE	CURRENT BUDGET	PREVIOUS M-T-D	** ACTUAL M-T-D **	** ACTUAL Y-T-D **	**** ACTUAL REMAINING	***** PERCENT
2023 023-310-300	INSURANCE PROCEEDS	.00	.00	8,687.50-	.00	8,687.50-	8,687.50	.00
2023 023-321-250	LOANS PROCEEDS	.00	.00	.00	.00	.00	.00	.00
2023 023-321-341	LATERAL ROAD FUNDS	.00	8,000.00-	7,906.88-	.00	7,906.88-	93.12-	1.16
2023 023-321-342	GROSS WT AND AXLE FEES	.00	12,000.00-	6,987.40-	.00	6,987.40-	5,012.60-	41.77
2023 023-321-343	VEHICLE REGISTRATION	.00	90,100.00-	90,000.01-	.00	90,000.01-	99.99-	.11
2023 023-321-344	97% R&B \$10 ADDITIONAL	.00	87,660.00-	86,162.50-	8,807.50-	94,970.00-	7,310.00	8.34
2023 023-321-345	COMMISSION FROM GENERA	.00	70,194.00-	75,751.20-	.00	75,751.20-	5,557.20	7.92
2023 023-321-351	JP FINES	.00	256.00-	252.00-	.00	252.00-	4.00-	1.56
2023 023-360-100	INTEREST INCOME	.00	50.00-	4,317.19-	1,315.81-	5,633.00-	5,583.00	1166.00
2023 023-360-101	CD INTEREST	.00	.00	.00	.00	.00	.00	.00
2023 023-370-100	OTHER REVENUE	.00	170.00-	50,221.65-	.00	50,221.65-	50,051.65	9442.15
2023 023-390-800	TAX NOTE FUND BALANCE	.00	.00	.00	.00	.00	.00	.00
	*** TOTAL REVENUES	.00	268,430.00-	330,286.33-	10,123.31-	340,409.64-	71,979.64	26.82
2023 023-623-101	SALARIES	.00	65,155.00	59,725.82	5,429.62	65,155.44	.44-	.00
2023 023-623-201	SOCIAL SECURITY	.00	4,984.00	4,344.01	395.15	4,739.16	244.84	4.91
2023 023-623-202	HOSPITAL INSURANCE	.00	30,047.00	27,542.68	2,752.64	30,295.32	248.32-	.83
2023 023-623-203	RETIREMENT	.00	5,297.00	4,922.51	441.43	5,363.94	66.94-	1.26
2023 023-623-204	WORKERS COMPENSATION	.00	152.00	.00	.00	.00	152.00	100.00
2023 023-623-205	LIFE INSURANCE	.00	111.00	102.30	9.30	111.60	.60-	.54
2023 023-623-206	UNEMPLOYMENT INSURANCE	.00	.00	237.66	69.32	306.98	306.98-	.00
2023 023-623-331	OPERATING SUPPLIES	.00	47,234.00	53,046.64	26,918.39	79,965.03	32,731.03-	69.30
2023 023-623-332	C. R. 357 TURBINE REPA	.00	.00	.00	.00	.00	.00	.00
2023 023-623-333	INSURANCE PROCEEDS	.00	.00	.00	.00	.00	.00	.00
2023 023-623-334	BARN EXPENSE	.00	.00	.00	.00	.00	.00	.00
2023 023-623-400	PROFESSIONAL FEES	.00	.00	.00	.00	.00	.00	.00
2023 023-623-420	TELEPHONE	.00	4,750.00	2,530.55	397.50	2,928.05	1,821.95	38.36
2023 023-623-425	TRAVEL	.00	12,000.00	9,370.77	1,382.50	10,753.27	1,246.73	10.39
2023 023-623-440	UTILITIES	.00	7,500.00	6,263.83	2,060.85	8,324.68	824.68-	11.00
2023 023-623-450	MAINTENANCE	.00	.00	.00	.00	.00	.00	.00
2023 023-623-482	CLOTHING ALLOWANCE	.00	.00	.00	.00	.00	.00	.00
2023 023-623-499	MISCELLANEOUS	.00	.00	.00	.00	.00	.00	.00
2023 023-623-565	TRANSFER TO ROAD & FLO	.00	.00	.00	.00	.00	.00	.00
2023 023-623-570	EQUIPMENT	.00	.00	52,000.00	.00	52,000.00	52,000.00-	.00
2023 023-623-630	NOTE PAYABLE PRINCIPAL	.00	79,200.00	72,801.52	6,618.32	79,419.84	219.84-	.28
2023 023-623-670	NOTE PAYABLE INTEREST	.00	12,000.00	11,458.48	1,041.68	12,500.16	500.16-	4.17
	EXPENDITURES PRECINCT	.00	268,430.00	304,346.77	47,516.70	351,863.47	83,433.47-	31.08
	*** TOTAL EXPENSES	.00	268,430.00	304,346.77	47,516.70	351,863.47	83,433.47-	31.08

32

BROWN COUNTY
 TRIAL BALANCE SHEET - PRECINCT #4 FUND
 SEPTEMBER

YEAR-TO-DATE

ASSETS:

2023	024-103-000	CASH IN BANK	32,864.22
2023	024-103-201	CERTIFICATES OF DEPOSIT	377,177.16
2023	024-103-202	TOBACCO CD	.00
2023	024-115-000	ACCOUNTS RECEIVABLE	574.99
2023	024-121-000	AMOUNTS TO BE PROVIDED N.P.	255,492.55
2023	024-131-000	DUE FROM OTHER FUNDS	221,730.40
2023	024-171-000	ESTIMATED REVENUES	.00
2023	024-171-100	BUDGETED FUND BALANCE	.00

TOTAL ASSETS

886,689.34

886,689.34

LIABILITIES:

2023	024-202-000	ACCOUNTS PAYABLE	1,473.74
2023	024-202-100	SALARIES PAYABLE	.00
2023	024-202-200	NOTES PAYABLE	255,492.55
2023	024-207-000	DUE TO OTHER FUNDS	75,000.00
2023	024-241-000	ESTIMATED EXPENDITURES	.00
2023	024-241-100	BUDGETED FUND BALANCE	.00

TOTAL LIABILITIES

329,018.81

FUND EQUITY:

	FUND BALANCE		416,196.99
	REALIZED REVENUE		289,034.62
	LESS EXPENDITURES		147,561.08

TOTAL FUND EQUITY

557,670.53

TOTAL LIABILITIES/FUND EQUITY

886,689.34

BUDGET COMPARISON FOR SEPTEMBER

PRECINCT #4 FUND

ACCOUNT NO	ACCOUNT NAME	ENCUMBRANCE	CURRENT BUDGET	PREVIOUS M-T-D	** ACTUAL M-T-D **	** ACTUAL Y-T-D **	**** ACTUAL REMAINING	***** PERCENT
2023 024-321-250	LOANS PROCEEDS	.00	.00	.00	.00	.00	.00	.00
2023 024-321-341	LATERAL ROAD FUNDS	.00	8,000.00-	7,906.89-	.00	7,906.89-	93.11-	1.16
2023 024-321-342	GROSS WT AND AXLE FEES	.00	12,000.00-	6,987.40-	.00	6,987.40-	5,012.60-	41.77
2023 024-321-343	VEHICLE REGISTRATION	.00	90,100.00-	89,999.97-	.00	89,999.97-	100.03-	.11
2023 024-321-344	97% R&E \$10 ADDITIONAL	.00	87,660.00-	86,162.50-	8,807.50-	94,970.00-	7,310.00	8.34
2023 024-321-345	COMMISSION FROM GENERA	.00	70,194.00-	75,751.21-	.00	75,751.21-	5,557.21	7.92
2023 024-321-351	JP FINES	.00	256.00-	252.00-	.00	252.00-	4.00-	1.56
2023 024-360-100	INTEREST INCOME	.00	125.00-	10,090.84-	2,822.46-	12,913.30-	12,788.30	230.64
2023 024-360-101	C. D. INTEREST	.00	.00	.00	.00	.00	.00	.00
2023 024-370-100	OTHER REVENUE	.00	95.00-	63.35-	190.50-	253.85-	158.85	167.21
2023 024-370-105	SURPLUS PROPERTY SALES	.00	.00	.00	.00	.00	.00	.00
2023 024-390-800	TAX NOTE FUND BALANCE	.00	.00	.00	.00	.00	.00	.00
	*** TOTAL REVENUES	.00	268,430.00-	277,214.16-	11,820.46-	289,034.62-	20,604.62	7.68
2023 024-624-101	SALARIES	.00	65,155.00	59,725.82	5,429.62	65,155.44	.44-	.00
2023 024-624-104	OVERTIME PAY	.00	.00	.00	.00	.00	.00	.00
2023 024-624-201	SOCIAL SECURITY	.00	4,984.00	4,453.90	405.14	4,859.04	124.96	2.51
2023 024-624-202	HOSPITAL INSURANCE	.00	12,911.00	11,835.12	1,174.90	13,010.02	99.02-	.77
2023 024-624-203	RETIREMENT	.00	5,297.00	4,922.51	441.43	5,363.94	66.94-	1.26
2023 024-624-204	WORKERS COMPENSATION	.00	152.00	.00	.00	.00	152.00	100.00
2023 024-624-205	LIFE INSURANCE	.00	111.00	102.30	9.30	111.60	.60-	.54
2023 024-624-206	UNEMPLOYMENT INSURANCE	.00	.00	152.57	37.33	189.90	189.90-	.00
2023 024-624-331	OPERATING SUPPLIES	.00	52,636.00	175,726.89	214,816.10-	39,089.21-	91,725.21	174.26
2023 024-624-400	PROFESSIONAL SERVICE	.00	.00	.00	.00	.00	.00	.00
2023 024-624-420	TELEPHONE	.00	4,750.00	3,485.59	383.76	3,869.35	880.65	18.54
2023 024-624-425	TRAVEL	.00	12,000.00	9,142.22	1,493.24	10,635.46	1,364.54	11.37
2023 024-624-440	UTILITIES	.00	3,500.00	3,275.89	1,185.04	4,460.93	960.93-	27.46
2023 024-624-450	MAINTENANCE	.00	.00	.00	.00	.00	.00	.00
2023 024-624-499	MISCELLANEOUS	.00	.00	.00	.00	.00	.00	.00
2023 024-624-565	TRANSFER TO ROAD & FLO	.00	.00	.00	.00	.00	.00	.00
2023 024-624-570	EQUIPMENT	.00	.00	45,407.00	.00	45,407.00	45,407.00-	.00
2023 024-624-630	NOTE PAYABLE PRINCIPAL	.00	96,205.00	25,598.01	1,008.19	26,606.20	69,598.80	72.34
2023 024-624-670	NOTE PAYABLE INTEREST	.00	10,729.00	6,789.60	191.81	6,981.41	3,747.59	34.93
	EXPENDITURES PRECINCT	.00	268,430.00	350,617.42	203,056.34-	147,561.08	120,868.92	45.03
	*** TOTAL EXPENSES	.00	268,430.00	350,617.42	203,056.34-	147,561.08	120,868.92	45.03

BROWN COUNTY
TRIAL BALANCE SHEET - ROAD & FLOOD FUND
SEPTEMBER

YEAR-TO-DATE

ASSETS:

2023 025-103-000	CASH IN BANK	35,412.72	
2023 025-103-201	CERTIFICATES OF DEPOSIT	555,796.05	
2023 025-105-000	ADVALOREM TAXES RECEIVABLE	211,493.56	
2023 025-115-000	ACCOUNTS RECEIVABLE	11,150.77	
2023 025-121-000	AMOUNTS TO BE PROVIDED N.P.	.00	
2023 025-131-000	DUE TO AND FROM OTHER FUNDS	603,091.49	
2023 025-171-000	ESTIMATED REVENUES	.00	
2023 025-171-100	BUDGETED FUND BALANCE	.00	

TOTAL ASSETS		210,761.61	210,761.61

LIABILITIES:

2023 025-202-000	ACCOUNTS PAYABLE	4,318.27	
2023 025-202-100	SALARIES PAYABLE	3,586.32	
2023 025-202-200	NOTES PAYABLE	.00	
2023 025-241-000	ESTIMATED EXPENDITURES	.00	
2023 025-241-100	BUDGETED FUND BALANCE	.00	
2023 025-250-000	DEFERRED ADVAL TAX REVENUE	211,493.56	

TOTAL LIABILITIES		210,761.61	

FUND EQUITY:

FUND BALANCE		.00	
REALIZED REVENUE		2,901,859.30	
LESS EXPENDITURES		2,901,859.30	

TOTAL FUND EQUITY		.00	
TOTAL LIABILITIES/FUND EQUITY			210,761.61

BUDGET COMPARISON FOR SEPTEMBER

ROAD & FLOOD FUND

ACCOUNT NO	ACCOUNT NAME	ENCUMBRANCE	CURRENT BUDGET	PREVIOUS M-T-D	** ACTUAL M-T-D **	** ACTUAL Y-T-D **	**** ACTUAL REMAINING	***** PERCENT
2023 025-310-110	ADV TAXES CURRENT	.00	2957,383.00-	2783,402.83-	10,376.92-	2793,779.75-	163,603.25-	5.53
2023 025-310-120	ADV TAXES DELINQUENT	.00	50,000.00-	47,913.73-	6,771.37-	54,685.10-	4,685.10	9.37
2023 025-310-122	ADV TAXES P&I	.00	15,000.00-	13,525.05-	3,741.53-	17,266.58-	2,266.58	15.11
2023 025-310-125	EXCESS TAX PROCEEDS	.00	1,000.00-	798.32-	.00	798.32-	201.68-	20.17
2023 025-310-200	LOAN PROCEEDS	.00	.00	.00	.00	.00	.00	.00
2023 025-310-312	ADV ATTORNEY FEES	.00	.00	.00	.00	.00	.00	.00
2023 025-311-200	SALE OF TAX NOTES	.00	.00	.00	.00	.00	.00	.00
2023 025-340-406	TRANSFER FROM PRECINCT	.00	.00	.00	.00	.00	.00	.00
2023 025-360-100	INTEREST INCOME	.00	3,000.00-	30,637.38-	4,692.17-	35,329.55-	32,329.55	1077.65
2023 025-360-101	CD INTEREST	.00	.00	.00	.00	.00	.00	.00
2023 025-370-100	OTHER REVENUE	.00	.00	.00	.00	.00	.00	.00
	*** TOTAL REVENUES	.00	3026,383.00-	2876,277.31-	25,581.99-	2901,859.30-	124,523.70-	4.11
	TOTAL ADMIN EXPENSE	.00	.00	.00	.00	.00	.00	.00
2023 025-620-000	ROAD & FLOOD	.00	.00	.00	.00	.00	.00	.00
2023 025-620-103	INMATE JAILER	.00	.00	.00	.00	.00	.00	.00
2023 025-620-201	INMATE SOCIAL SECURITY	.00	.00	.00	.00	.00	.00	.00
2023 025-620-202	INMATE HOSPITALIZATION	.00	.00	.00	.00	.00	.00	.00
2023 025-620-203	INMATE RETIREMENT	.00	.00	.00	.00	.00	.00	.00
2023 025-620-204	WORKERS COMPENSATION	.00	.00	.00	.00	.00	.00	.00
2023 025-620-206	UNEMPLOYMENT INSURANCE	.00	.00	102.87	25.35	128.22	128.22-	.00
2023 025-620-331	OPERATING SUPPLIES	.00	10,000.00	17,043.41	260.00	17,303.41	7,303.41-	73.03
2023 025-620-332	INMATE SUPPLIES	.00	10,000.00	2,187.95	999.29	3,187.24	6,812.76	68.13
2023 025-620-401	BCAD TAX COLLECTIONS	.00	.00	.00	.00	.00	.00	.00
2023 025-620-419	CENTRAL APPRAISAL DIST	.00	100,863.00	96,425.88	144.82	96,570.70	4,292.30	4.26
2023 025-620-570	INMATE EQUIPMENT	.00	.00	.00	.00	.00	.00	.00
2023 025-620-572	RIGHT OF WAY	.00	.00	.00	.00	.00	.00	.00
2023 025-620-630	NOTES PAYABLE PRINCIPA	.00	.00	.00	.00	.00	.00	.00
2023 025-620-670	NOTES PAYABLE INTEREST	.00	.00	.00	.00	.00	.00	.00
	EXPENDITURES ROAD & FL	.00	120,863.00	115,760.11	1,429.46	117,189.57	3,673.43	3.04
2023 025-621-000	ROAD & FLOOD PRECINCT	.00	.00	.00	.00	.00	.00	.00
2023 025-621-101	SALARIES	.00	284,994.00	266,124.83	24,869.53	290,994.36	6,000.36-	2.11
2023 025-621-102	PART TIME SALARIES	.00	.00	.00	.00	.00	.00	.00
2023 025-621-103	CERTIFICATION PAY	.00	2,700.00	2,475.00	225.00	2,700.00	.00	.00
2023 025-621-104	COMP TIME	.00	.00	58.71	.00	58.71	58.71-	.00
2023 025-621-201	SOCIAL SECURITY	.00	22,100.00	20,237.15	1,891.81	22,128.96	28.96-	.13
2023 025-621-202	HOSPITAL INSURANCE	.00	111,738.00	102,425.84	10,204.88	112,630.72	892.72-	.80
2023 025-621-203	RETIREMENT	.00	22,473.00	20,887.98	1,872.70	22,760.68	287.68-	1.28
2023 025-621-204	WORKERS COMP	.00	5,718.00	.00	.00	.00	5,718.00	100.00
2023 025-621-205	LIFE INSURANCE	.00	666.00	613.80	55.80	669.60	3.60-	.54
2023 025-621-206	UNEMPLOY INS	.00	809.00	.00	.00	.00	809.00	100.00
2023 025-621-331	OPERATING SUPPLIES	.00	273,982.00	.00	243,024.40	243,024.40	30,957.60	11.30
2023 025-621-420	CELL PHONE	.00	600.00	550.00	50.00	600.00	.00	.00
2023 025-621-482	CLOTHING ALLOWANCE	.00	600.00	550.00	50.00	600.00	.00	.00
	EXPENDITURES PRECINCT	.00	726,380.00	413,923.31	282,244.12	696,167.43	30,212.57	4.16
2023 025-622-000	ROAD & FLOOD PRECINCT	.00	.00	.00	.00	.00	.00	.00

BUDGET COMPARISON FOR SEPTEMBER

ROAD & FLOOD FUND

ACCOUNT NO	ACCOUNT NAME	ENCUMBRANCE	CURRENT BUDGET	PREVIOUS M-T-D	** ACTUAL M-T-D **	** ACTUAL Y-T-D **	**** ACTUAL REMAINING	***** PERCENT
2023 025-622-101	SALARIES	.00	339,863.00	310,209.99	24,031.41	334,241.40	5,621.60	1.65
2023 025-622-102	SALARIES PART TIME EMP	.00	.00	.00	.00	.00	.00	.00
2023 025-622-103	CERTIFICATION PAY	.00	2,700.00	2,475.00	225.00	2,700.00	.00	.00
2023 025-622-104	COMP TIME	.00	.00	.00	.00	.00	.00	.00
2023 025-622-201	SOCIAL SECURITY	.00	26,275.00	23,119.50	2,113.40	25,232.90	1,042.10	3.97
2023 025-622-202	HOSPITAL INSURANCE	.00	176,057.00	157,099.76	14,535.26	171,635.02	4,421.98	2.51
2023 025-622-203	RETIREMENT	.00	27,924.00	25,956.69	2,326.95	28,283.64	359.64-	1.29
2023 025-622-204	WORKERS COMP	.00	6,798.00	.00	.00	.00	6,798.00	100.00
2023 025-622-205	LIFE INSURANCE	.00	777.00	716.10	65.10	781.20	4.20-	.54
2023 025-622-206	UNEMPLOY INS	.00	962.00	.00	.00	.00	962.00	100.00
2023 025-622-331	OPERATING SUPPLIES	.00	144,124.00	.00	132,393.27	132,393.27	11,730.73	8.14
2023 025-622-420	CELL PHONE	.00	300.00	275.00	25.00	300.00	.00	.00
2023 025-622-482	CLOTHING ALLOWANCE	.00	600.00	550.00	50.00	600.00	.00	.00
	EXPENDITURES PRECINCT	.00	726,380.00	520,402.04	175,765.39	696,167.43	30,212.57	4.16
2023 025-623-000	ROAD & FLOOD PRECINCT	.00	.00	.00	.00	.00	.00	.00
2023 025-623-101	SALARIES	.00	435,232.00	346,990.71	31,544.61	378,535.32	56,696.68	13.03
2023 025-623-102	PART-TIME SALARIES	.00	.00	51,971.26	4,724.66	56,695.92	56,695.92-	.00
2023 025-623-103	CERTIFICATION PAY	.00	5,700.00	5,225.00	475.00	5,700.00	.00	.00
2023 025-623-104	COMP TIME	.00	.00	.00	.00	.00	.00	.00
2023 025-623-201	SOCIAL SECURITY	.00	33,892.00	29,708.69	2,701.41	32,410.10	1,481.90	4.37
2023 025-623-202	HOSPITAL INSURANCE	.00	188,968.00	173,218.76	17,287.90	190,506.66	1,538.66-	.81
2023 025-623-203	RETIREMENT	.00	36,019.00	33,470.94	3,001.53	36,472.47	453.47-	1.26
2023 025-623-204	WORKERS COMP	.00	8,769.00	.00	.00	.00	8,769.00	100.00
2023 025-623-205	LIFE INSURANCE	.00	999.00	920.70	83.70	1,004.40	5.40-	.54
2023 025-623-206	UNEMPLOY INS	.00	1,241.00	.00	.00	.00	1,241.00	100.00
2023 025-623-331	OPERATING SUPPLIES	.00	13,460.00	.00	7,257.43-	7,257.43-	20,717.43	153.92
2023 025-623-420	CELL PHONE	.00	1,500.00	1,375.00	125.00	1,500.00	.00	.00
2023 025-623-482	CLOTHING ALLOWANCE	.00	600.00	550.00	50.00	600.00	.00	.00
	EXPENDITURES PRECINCT	.00	726,380.00	643,431.06	52,736.38	696,167.44	30,212.56	4.16
2023 025-624-000	ROAD & FLOOD PRECINCT	.00	.00	.00	.00	.00	.00	.00
2023 025-624-101	SALARIES	.00	343,309.00	235,090.84	17,874.20	252,965.04	90,343.96	26.32
2023 025-624-102	SALARIES PART-TIME EMP	.00	.00	.00	.00	.00	.00	.00
2023 025-624-103	CERTIFICATION PAY	.00	1,200.00	2,350.00	.00	2,350.00	1,150.00-	95.83
2023 025-624-104	COMP/TIME	.00	.00	21,418.32	.00	21,418.32	21,418.32-	.00
2023 025-624-201	SOCIAL SECURITY	.00	26,447.00	18,831.36	1,312.81	20,144.17	6,302.83	23.83
2023 025-624-202	HOSPITAL INSURANCE	.00	210,329.00	130,201.76	11,010.56	141,212.32	69,116.68	32.86
2023 025-624-203	RETIREMENT	.00	27,092.00	20,387.41	1,319.52	21,706.93	5,385.07	19.88
2023 025-624-204	WORKERS COMP	.00	6,842.00	.00	.00	.00	6,842.00	100.00
2023 025-624-205	LIFE INSURANCE	.00	777.00	502.20	37.20	539.40	237.60	30.58
2023 025-624-206	UNEMPLOY INS	.00	968.00	.00	.00	.00	968.00	100.00
2023 025-624-331	OPERATING SUPPLIES	.00	108,516.00	.00	234,931.25	234,931.25	126,415.25-	116.49
2023 025-624-420	CELL PHONE	.00	300.00	400.00	.00	400.00	100.00-	33.33
2023 025-624-482	CLOTHING ALLOWANCE	.00	600.00	500.00	.00	500.00	100.00	16.67
	EXPENDITURES PRECINCT	.00	726,380.00	429,681.89	266,485.54	696,167.43	30,212.57	4.16
	*** TOTAL EXPENSES	.00	3026,383.00	2123,198.41	778,660.89	2901,859.30	124,523.70	4.11

DEBT SERVICE FUND

BROWN COUNTY
 TRIAL BALANCE SHEET - DEBT SERVICE FUND
 SEPTEMBER

YEAR-TO-DATE

ASSETS:	YEAR-TO-DATE	
2023 060-103-000 CASH IN BANK	29,889.31	
2023 060-103-201 CERTIFICATES OF DEPOSIT	100.00	
2023 060-105-000 AD VALOREM TAXES RECEIVABLE	223,037.88	
2023 060-115-000 ACCOUNTS RECEIVABLE	3,907.93	
2023 060-131-000 DUE TO AND FROM OTHER FUNDS	.00	
2023 060-171-000 ESTIMATED REVENUES	.00	
2023 060-171-100 BUDGETED FUND BALANCE	.00	

TOTAL ASSETS	256,935.12	256,935.12
LIABILITIES:		
2023 060-202-000 ACCOUNTS PAYABLE	.00	
2023 060-241-000 ESTIMATED EXPENDITURES	.00	
2023 060-241-100 BUDGETED FUND BALANCE	.00	
2023 060-250-000 DEFERRED AD VALOREM TAXES	205,855.24	

TOTAL LIABILITIES	205,855.24	
FUND EQUITY:		
FUND BALANCE	24,724.93	
REALIZED REVENUE	1,042,504.95	
LESS EXPENDITURES	1,016,150.00	

TOTAL FUND EQUITY	51,079.88-	
TOTAL LIABILITIES/FUND EQUITY		256,935.12

BUDGET COMPARISON FOR SEPTEMBER

DEBT SERVICE FUND

ACCOUNT NO	ACCOUNT NAME	ENCUMBRANCE	CURRENT BUDGET	PREVIOUS M-T-D	** ACTUAL M-T-D **	** ACTUAL Y-T-D **	**** ACTUAL REMAINING	***** PERCENT
2023 060-310-110	ADV TAXES CURRENT	.00	922,905.00-	990,495.01-	3,722.57-	994,217.58-	71,312.58	7.73
2023 060-310-120	ADV TAXES DELINQUENT	.00	20,000.00-	16,254.92-	3,245.47-	19,500.39-	499.61-	2.50
2023 060-310-122	ADV TAXES P&I	.00	10,000.00-	5,445.06-	2,000.38-	7,445.44-	2,554.56-	25.55
2023 060-310-125	EXCESS TAX PROCEEDS	.00	.00	281.10-	.00	281.10-	281.10	.00
2023 060-360-100	INTEREST INCOME	.00	.00	19,300.83-	1,759.61-	21,060.44-	21,060.44	.00
2023 060-360-101	CD INTEREST	.00	.00	.00	.00	.00	.00	.00
2023 060-370-100	OTHER REVENUE	.00	.00	.00	.00	.00	.00	.00
2023 060-390-800	FUND BALANCE	.00	76,945.00-	.00	.00	.00	76,945.00-	100.00
	*** TOTAL REVENUES	.00	1029,850.00-	1031,776.92-	10,728.03-	1042,504.95-	12,654.95	1.23
2023 060-620-000	SERIES 2020A PRINCIPAL	.00	575,000.00	105,000.00	.00	105,000.00	470,000.00	81.74
2023 060-680-400	PROFESSIONAL SERVICE	.00	16,000.00	2,300.00	.00	2,300.00	13,700.00	85.63
2023 060-680-415	INT TRFR TO GENERAL	.00	.00	.00	.00	.00	.00	.00
2023 060-680-610	SERIES 2020 PRINCIPAL	.00	335,000.00	805,000.00	.00	805,000.00	470,000.00-	140.30
2023 060-680-615	SERIES 2020 INTEREST	.00	22,160.00	26,538.75	.00	26,538.75	4,378.75-	19.76
2023 060-680-625	SERIES 2020A INTEREST	.00	81,690.00	77,311.25	.00	77,311.25	4,378.75	5.36
2023 060-680-630	PRINCIPAL 2015A	.00	.00	.00	.00	.00	.00	.00
2023 060-680-635	INTEREST 2015A	.00	.00	.00	.00	.00	.00	.00
2023 060-680-640	PRINCIPAL 2013	.00	.00	.00	.00	.00	.00	.00
2023 060-680-645	PRINCIPAL 2015B	.00	.00	.00	.00	.00	.00	.00
2023 060-680-650	PRINCIPAL 2007	.00	.00	.00	.00	.00	.00	.00
2023 060-680-670	PRINCIPAL 2017	.00	.00	.00	.00	.00	.00	.00
2023 060-680-675	INTEREST 2017	.00	.00	.00	.00	.00	.00	.00
2023 060-680-680	INTEREST 2013	.00	.00	.00	.00	.00	.00	.00
2023 060-680-685	INTEREST 2015B	.00	.00	.00	.00	.00	.00	.00
2023 060-680-690	INTEREST 2007	.00	.00	.00	.00	.00	.00	.00
	EXPENDITURES DEBT SERV	.00	1029,850.00	1016,150.00	.00	1016,150.00	13,700.00	1.33
	*** TOTAL EXPENSES	.00	1029,850.00	1016,150.00	.00	1016,150.00	13,700.00	1.33

**SPECIAL REVENUE
FUNDS**

BROWN COUNTY
 TRIAL BALANCE SHEET - C. A. FORFEITURE FUND
 SEPTEMBER

YEAR-TO-DATE

ASSETS:		
2023 011-103-000 CASH IN BANK	196.59	
2023 011-103-201 CERTIFICATES OF DEPOSIT	.00	
2023 011-115-000 ACCOUNTS RECEIVABLE	.00	
2023 011-131-000 DUE FROM OTHER FUNDS	.00	
2023 011-171-000 ESTIMATED REVENUES	.00	
2023 011-171-100 BUDGETED FUND BALANCE	.00	

TOTAL ASSETS	196.59	196.59
LIABILITIES:		
2023 011-202-000 ACCOUNTS PAYABLE	.00	
2023 011-202-100 SALARIES PAYABLE	.00	
2023 011-207-000 DUE TO OTHER FUNDS	.00	
2023 011-241-000 ESTIMATED EXPENDITURES	.00	
2023 011-241-100 BUDGETED FUND BALANCE	.00	

TOTAL LIABILITIES	.00	
FUND EQUITY:		
FUND BALANCE	195.58-	
REALIZED REVENUE	1.01-	
LESS EXPENDITURES	.00	

TOTAL FUND EQUITY	196.59-	
TOTAL LIABILITIES/FUND EQUITY		196.59-

BUDGET COMPARISON FOR SEPTEMBER

C. A. FORFEITURE FUND

ACCOUNT NO	ACCOUNT NAME	ENCUMBRANCE	CURRENT BUDGET	PREVIOUS M-T-D	** ACTUAL M-T-D	** ACTUAL Y-T-D	**** ACTUAL REMAINING	***** PERCENT
2023 011-340-348	FORFEITURES	.00	.00	.00	.00	.00	.00	.00
2023 011-360-100	INTEREST INCOME	.00	.00	1.01-	.00	1.01-	1.01	.00
2023 011-395-800	BUDGETED FUND BALANCE	.00	4,727.00-	.00	.00	.00	4,727.00-	100.00
	*** TOTAL REVENUES	.00	4,727.00-	1.01-	.00	1.01-	4,725.99-	99.98
2023 011-477-101	SALARIES	.00	.00	.00	.00	.00	.00	.00
2023 011-477-201	FICA/MED	.00	.00	.00	.00	.00	.00	.00
2023 011-477-204	WORKERS COMPENSATION I	.00	.00	.00	.00	.00	.00	.00
2023 011-477-206	UNEMPLOYMENT INSURANCE	.00	.00	.00	.00	.00	.00	.00
2023 011-477-310	OFFICE SUPPLIES	.00	4,727.00	.00	.00	.00	4,727.00	100.00
2023 011-477-425	TRAVEL	.00	.00	.00	.00	.00	.00	.00
2023 011-477-450	MAINTENANCE	.00	.00	.00	.00	.00	.00	.00
2023 011-477-570	EQUIPMENT	.00	.00	.00	.00	.00	.00	.00
	EXPENDITURES C.A. FORF	.00	4,727.00	.00	.00	.00	4,727.00	100.00
	*** TOTAL EXPENSES	.00	4,727.00	.00	.00	.00	4,727.00	100.00

BROWN COUNTY
 TRIAL BALANCE SHEET - JUSTICE COURT TECHNOLOGY FUND
 SEPTEMBER

	YEAR-TO-DATE	
ASSETS:		
2023 012-103-000 CASH IN BANK	1,959.51	
2023 012-103-201 CERTIFICATES OF DEPOSIT	3,743.90	
2023 012-115-000 ACCOUNTS RECEIVABLE	5.44	
2023 012-131-000 DUE TO AND FROM OTHER FUNDS	.00	
2023 012-171-000 ESTIMATED REVENUES	.00	
2023 012-171-100 BUDGETED FUND BALANCE	.00	

TOTAL ASSETS	5,708.85	5,708.85
LIABILITIES:		
2023 012-202-000 ACCOUNTS PAYABLE	138.62-	
2023 012-241-000 ESTIMATED EXPENDITURES	.00	
2023 012-241-100 BUDGETED FUND BALANCE	.00	

TOTAL LIABILITIES	138.62-	
FUND EQUITY:		
FUND BALANCE	17,536.98-	
REALIZED REVENUE	648.04-	
LESS EXPENDITURES	12,614.79	

TOTAL FUND EQUITY	5,570.23-	
TOTAL LIABILITIES/FUND EQUITY		5,708.85-

BUDGET COMPARISON FOR SEPTEMBER

JUSTICE COURT TECHNOLOGY FUND

ACCOUNT NO	ACCOUNT NAME	ENCUMBRANCE	CURRENT BUDGET	PREVIOUS M-T-D	** ACTUAL M-T-D **	** ACTUAL Y-T-D **	**** ACTUAL REMAINING	***** PERCENT
2023 012-340-341	FEES JP #1	.00	87.00-	62.41-	8.39-	70.80-	16.20-	18.62
2023 012-340-342	FEES JP #2	.00	84.00-	24.00-	4.00-	28.00-	56.00-	66.67
2023 012-340-343	FEES JP #3	.00	218.00-	96.00-	4.00-	100.00-	118.00-	54.13
2023 012-340-344	FEES JP #4	.00	227.00-	62.31-	16.00-	78.31-	148.69-	65.50
2023 012-360-100	INTEREST INCOME	.00	33.00-	336.31-	34.62-	370.93-	337.93	1024.03-
2023 012-360-101	CD INTEREST	.00	.00	.00	.00	.00	.00	.00
2023 012-370-100	OTHER REVENUE	.00	.00	.00	.00	.00	.00	.00
2023 012-395-800	BUDGETED FUND BALANCE	.00	11,973.00-	.00	.00	.00	11,973.00-	100.00
	*** TOTAL REVENUES	.00	12,622.00-	581.03-	67.01-	648.04-	11,973.96-	94.87
2023 012-451-000	JP#1 TECHNOLOGY	.00	.00	.00	.00	.00	.00	.00
2023 012-451-310	SUPPLIES	.00	735.00	664.65	69.76	734.41	.59	.08
2023 012-451-425	TRAVEL	.00	1,845.00	1,844.70	.00	1,844.70	.30	.02
2023 012-451-570	EQUIPMENT	.00	.00	.00	.00	.00	.00	.00
	JP #1 EXPENDITURES	.00	2,580.00	2,509.35	69.76	2,579.11	.89	.03
2023 012-452-000	JP#2 TECHNOLOGY	.00	.00	.00	.00	.00	.00	.00
2023 012-452-310	SUPPLIES	.00	737.00	666.49	69.76	736.25	.75	.10
2023 012-452-425	TRAVEL	.00	2,212.00	2,207.83	.00	2,207.83	4.17	.19
2023 012-452-570	EQUIPMENT	.00	.00	.00	.00	.00	.00	.00
	JP#2 EXPENDITURES	.00	2,949.00	2,874.32	69.76	2,944.08	4.92	.17
2023 012-453-000	JP#3 TECHNOLOGY	.00	.00	.00	.00	.00	.00	.00
2023 012-453-310	SUPPLIES	.00	1,914.00	1,843.69	69.76	1,913.45	.55	.03
2023 012-453-425	TRAVEL	.00	2,226.00	2,225.93	.00	2,225.93	.07	.00
2023 012-453-570	EQUIPMENT	.00	.00	.00	.00	.00	.00	.00
	JP#3 EXPENDITURES	.00	4,140.00	4,069.62	69.76	4,139.38	.62	.01
2023 012-454-000	JP#4 TECHNOLOGY	.00	.00	.00	.00	.00	.00	.00
2023 012-454-310	SUPPLIES	.00	735.00	664.67	69.76	734.43	.57	.08
2023 012-454-425	TRAVEL	.00	2,218.00	2,217.79	.00	2,217.79	.21	.01
2023 012-454-570	EQUIPMENT	.00	.00	.00	.00	.00	.00	.00
	JP#4 EXPENDITURES	.00	2,953.00	2,882.46	69.76	2,952.22	.78	.03
	*** TOTAL EXPENSES	.00	12,622.00	12,335.75	279.04	12,614.79	7.21	.06

BROWN COUNTY
 TRIAL BALANCE SHEET - COURTHOUSE SECURITY FUND
 SEPTEMBER

	YEAR-TO-DATE	
ASSETS:		
2023 013-103-000 CASH IN BANK	1,626.30	
2023 013-103-201 CERTIFICATES OF DEPOSIT	.00	
2023 013-115-000 ACCOUNTS RECEIVABLE	1,345.61	
2023 013-131-000 DUE TO AND FROM OTHER FUNDS	.00	
2023 013-171-000 ESTIMATED REVENUES	.00	
2023 013-171-100 BUDGETED FUND BALANCE	.00	

TOTAL ASSETS	2,971.91	2,971.91
LIABILITIES:		
2023 013-202-000 ACCOUNTS PAYABLE	5,757.75	
2023 013-202-100 SALARIES PAYABLE	111.91	
2023 013-241-000 ESTIMATED EXPENDITURES	.00	
2023 013-241-100 BUDGETED FUND BALANCE	.00	

TOTAL LIABILITIES	5,645.84	
FUND EQUITY:		
FUND BALANCE	10,178.79	
REALIZED REVENUE	305,475.94	
LESS EXPENDITURES	307,036.98	

TOTAL FUND EQUITY	8,617.75	
TOTAL LIABILITIES/FUND EQUITY		2,971.91

BUDGET COMPARISON FOR SEPTEMBER
COURTHOUSE SECURITY FUND

ACCOUNT NO	ACCOUNT NAME	ENCUMBRANCE	CURRENT BUDGET	PREVIOUS M-T-D	** ACTUAL ** M-T-D	** ACTUAL ** Y-T-D	**** ACTUAL REMAINING	**** PERCENT
2023	013-340-341	FEES - J.P.#1	.00	86.00-	62.41-	8.39-	70.80-	15.20- 17.67
2023	013-340-342	FEES - J.P.#2	.00	92.00-	24.00-	4.00-	28.00-	64.00- 69.57
2023	013-340-343	FEES - J.P.#3	.00	226.00-	96.00-	4.00-	100.00-	126.00- 55.75
2023	013-340-344	FEES - J.P.#4	.00	214.00-	62.31-	16.00-	78.31-	135.69- 63.41
2023	013-340-347	FEES-DST CLK-DC	.00	7,615.00-	8,492.97-	2,214.12-	10,707.09-	3,092.09 40.61
2023	013-340-348	FEES-DST CLK-CCL	.00	282.00-	.00	.00	.00	282.00- 100.00
2023	013-340-395	FEES CO CLERK LAND	.00	.00	.00	.00	.00	.00 .00
2023	013-340-399	FEES COUNTY COURT	.00	267.00-	.00	.00	.00	267.00- 100.00
2023	013-340-400	FEES-CO CLK-CC	.00	13,696.00-	10,456.58-	2,365.04-	12,821.62-	874.38- 6.38
2023	013-340-401	FEES-CO CLK-CCL	.00	88.00-	66.19-	.18-	66.37-	21.63- 24.58
2023	013-340-405	TRANSFERS FROM GENERAL	.00	300,000.00-	281,000.00-	.00	281,000.00-	19,000.00- 6.33
2023	013-360-100	INTEREST INCOME	.00	50.00-	436.94-	166.81-	603.75-	553.75 1107.50
2023	013-370-100	OTHER REVENUE	.00	.00	.00	.00	.00	.00 .00
2023	013-390-699	TRANSFERS	.00	.00	.00	.00	.00	.00 .00
		*** TOTAL REVENUES	.00	322,616.00-	300,697.40-	4,778.54-	305,475.94-	17,140.06- 5.31
2023	013-516-101	SALARIES	.00	183,740.00	151,665.56	13,701.10	165,366.66	18,373.34 10.00
2023	013-516-103	CERTIFICATION PAY	.00	22,850.00	20,670.86	1,935.42	22,606.28	243.72 1.07
2023	013-516-104	OVERTIME PAY (REGULAR)	.00	.00	2,140.00	340.48	2,480.48	2,480.48- .00
2023	013-516-108	SERGEANT SUPPLEMENT	.00	2,400.00	2,200.00	200.00	2,400.00	.00 .00
2023	013-516-201	SOCIAL SECURITY	.00	16,240.00	13,349.17	1,220.45	14,569.62	1,670.38 10.29
2023	013-516-202	HOSPITAL INSURANCE	.00	73,005.00	66,920.48	6,680.18	73,600.66	595.66- .82
2023	013-516-203	RETIREMENT	.00	17,259.00	14,676.53	1,331.44	16,007.97	1,251.03 7.25
2023	013-516-204	WORKERS COMPENSATION	.00	2,445.00	.00	.00	.00	2,445.00 100.00
2023	013-516-205	LIFE INSURANCE	.00	333.00	306.90	27.90	334.80	1.80- .54
2023	013-516-206	UNEMPLOYMENT INSURANCE	.00	595.00	117.02	34.33	151.35	443.65 74.56
2023	013-516-402	MEDICAL EXPENSES	.00	.00	.00	.00	.00	.00 .00
2023	013-516-420	TELEPHONE	.00	300.00	100.00	.00	100.00	200.00 66.67
2023	013-516-425	TRAVEL	.00	.00	.00	.00	.00	.00 .00
2023	013-516-450	MAINTENANCE	.00	.00	.00	.00	.00	.00 .00
2023	013-516-482	CLOTHING ALLOWANCE	.00	3,000.00	2,400.00	200.00	2,600.00	400.00 13.33
2023	013-516-499	MISCELLANEOUS	.00	449.00	6,819.16	.00	6,819.16	6,370.16-1418.74
2023	013-516-562	TRANSFERS TO CAPITAL P	.00	.00	.00	.00	.00	.00 .00
2023	013-516-570	CTHSE SECURITY EQUIPME	.00	.00	.00	.00	.00	.00 .00
		EXPENDITURES CRTHOUSE	.00	322,616.00	281,365.68	25,671.30	307,036.98	15,579.02 4.83
		*** TOTAL EXPENSES	.00	322,616.00	281,365.68	25,671.30	307,036.98	15,579.02 4.83

BROWN COUNTY
 TRIAL BALANCE SHEET - C. A. HOT CHECK FUND
 SEPTEMBER

YEAR-TO-DATE

ASSETS:		
2023 014-103-000 CASH IN BANK	7,715.87	
2023 014-103-201 CERTIFICATE OF DEPOSIT	.00	
2023 014-115-000 ACCOUNTS RECEIVABLE	27.59	
2023 014-131-000 DUE TO AND FROM OTHER FUNDS	21,000.00	
2023 014-171-000 ESTIMATED REVENUE	.00	
2023 014-171-100 BUDGETED FUND BALANCE	.00	

TOTAL ASSETS	13,256.54	13,256.54
LIABILITIES:		
2023 014-202-000 ACCOUNTS PAYABLE	221.92	
2023 014-202-100 SALARIES PAYABLE	.00	
2023 014-241-000 ESTIMATED EXPENDITURES	.00	
2023 014-241-100 BUDGETED FUND BALANCE	.00	

TOTAL LIABILITIES	221.92	
FUND EQUITY:		
FUND BALANCE	15,486.20	
REALIZED REVENUE	2,451.58	
LESS EXPENDITURES	.00	

TOTAL FUND EQUITY	13,034.62	
TOTAL LIABILITIES/FUND EQUITY		13,256.54

BUDGET COMPARISON FOR SEPTEMBER

C. A. HOT CHECK FUND

ACCOUNT NO	ACCOUNT NAME	ENCUMBRANCE	CURRENT BUDGET	PREVIOUS M-T-D	** ACTUAL M-T-D	** ACTUAL Y-T-D	**** ACTUAL REMAINING	***** PERCENT
2023 014-340-346	HOT CHECK FEES	.00	.00	2,261.83-	.00	2,261.83-	2,261.83	.00
2023 014-340-406	TRANSFERS FROM OTHER F	.00	.00	.00	.00	.00	.00	.00
2023 014-360-100	INTEREST EARNED	.00	.00	132.78-	56.97-	189.75-	189.75	.00
	*** TOTAL REVENUES	.00	.00	2,394.61-	56.97-	2,451.58-	2,451.58	.00
2023 014-477-101	SALARIES	.00	.00	.00	.00	.00	.00	.00
2023 014-477-201	SOCIAL SECURITY	.00	.00	.00	.00	.00	.00	.00
2023 014-477-203	RETIREMENT	.00	.00	.00	.00	.00	.00	.00
2023 014-477-204	WORKERS COMPENSATION	.00	.00	.00	.00	.00	.00	.00
2023 014-477-206	UNEMPLOYMENT	.00	.00	.00	.00	.00	.00	.00
2023 014-477-310	OFFICE SUPPLY	.00	.00	.00	.00	.00	.00	.00
2023 014-477-400	PROFESSIONAL SERVICE	.00	.00	.00	.00	.00	.00	.00
2023 014-477-420	TELEPHONE	.00	.00	.00	.00	.00	.00	.00
2023 014-477-425	TRAVEL	.00	.00	.00	.00	.00	.00	.00
2023 014-477-450	MAINTENANCE	.00	.00	.00	.00	.00	.00	.00
2023 014-477-499	MISCELLANEOUS	.00	.00	.00	.00	.00	.00	.00
2023 014-477-570	EQUIPMENT	.00	.00	.00	.00	.00	.00	.00
	EXPENDITURES COUNTY AT	.00	.00	.00	.00	.00	.00	.00
	*** TOTAL EXPENSES	.00	.00	.00	.00	.00	.00	.00

BROWN COUNTY
 TRIAL BALANCE SHEET - D. A. FORFEITURE FUND
 SEPTEMBER

YEAR-TO-DATE

ASSETS:		
2023 015-103-000	CASH IN BANK	20,025.62
2023 015-103-201	CERTIFICATES OF DEPOSIT	175,616.63
2023 015-115-000	ACCOUNTS RECEIVABLE	651.62
2023 015-131-000	DUE FROM OTHER FUNDS	.00
2023 015-171-000	ESTIMATED REVENUES	.00
2023 015-171-100	BUDGETED FUND BALANCE	.00
TOTAL ASSETS		196,293.87
LIABILITIES:		
2023 015-202-000	ACCOUNTS PAYABLE	64,894.00
2023 015-202-100	SALARIES PAYABLE	.00
2023 015-207-000	DUE TO OTHER FUNDS	.00
2023 015-241-000	ESTIMATED EXPENDITURES	.00
2023 015-241-100	BUDGETED FUND BALANCE	.00
TOTAL LIABILITIES		64,894.00
FUND EQUITY:		
	FUND BALANCE	181,656.85
	REALIZED REVENUE	25,452.95
	LESS EXPENDITURES	75,709.93
TOTAL FUND EQUITY		131,399.87
TOTAL LIABILITIES/FUND EQUITY		196,293.87

BUDGET COMPARISON FOR SEPTEMBER

D. A. FORFEITURE FUND

ACCOUNT NO	ACCOUNT NAME	ENCUMBRANCE	CURRENT BUDGET	PREVIOUS M-T-D	** ACTUAL ** M-T-D	** ACTUAL ** Y-T-D	**** ACTUAL **** REMAINING	**** ACTUAL **** PERCENT
2023 015-340-348	FORFEITURES	.00	5,000.00-	18,904.98-	.00	18,904.98-	13,904.98	278.10
2023 015-360-100	INTEREST INCOME	.00	50.00-	5,215.16-	1,332.81-	6,547.97-	6,497.97	2995.94
2023 015-360-101	CD INTEREST	.00	.00	.00	.00	.00	.00	.00
2023 015-370-100	OTHER REVENUE	.00	.00	.00	.00	.00	.00	.00
	*** TOTAL REVENUES	.00	5,050.00-	24,120.14-	1,332.81-	25,452.95-	20,402.95	404.02
2023 015-476-101	SALARIES	.00	.00	.00	.00	.00	.00	.00
2023 015-476-201	FICA/MED	.00	.00	.00	.00	.00	.00	.00
2023 015-476-204	WORKERS COMPENSATION I	.00	.00	.00	.00	.00	.00	.00
2023 015-476-206	UNEMPLOYMENT INSURANCE	.00	.00	.00	.00	.00	.00	.00
2023 015-476-310	OFFICE SUPPLIES	.00	.00	.00	.00	.00	.00	.00
2023 015-476-425	TRAVEL	.00	3,000.00	3,559.09	2,966.84	6,525.93	3,525.93-	117.53
2023 015-476-450	MAINTENANCE	.00	.00	990.00	90.00	1,080.00	1,080.00-	.00
2023 015-476-495	DRUG INVESTIGATIONS	.00	.00	.00	.00	.00	.00	.00
2023 015-476-499	MISCELLANEOUS	.00	500.00	.00	.00	.00	500.00	100.00
2023 015-476-570	EQUIPMENT	.00	1,550.00	3,300.00	64,804.00	68,104.00	66,554.00-	4293.81
	EXPENDITURES D.A. FORF	.00	5,050.00	7,849.09	67,860.84	75,709.93	70,659.93-	1399.21
	*** TOTAL EXPENSES	.00	5,050.00	7,849.09	67,860.84	75,709.93	70,659.93-	1399.21

BROWN COUNTY
 TRIAL BALANCE SHEET - D.A. SSOPF FUND
 SEPTEMBER

YEAR-TO-DATE

ASSETS:

2023	016-103-000	CASH IN BANK	1,944.17	
2023	016-103-201	CERTIFICATES OF DEPOSIT	.00	
2023	016-115-000	ACCOUNTS RECEIVABLE	7.99	
2023	016-131-000	DUE TO AND FROM OTHER FUNDS	.00	
2023	016-171-000	ESTIMATED REVENUE	.00	
2023	016-171-100	BUDGETED FUND BALANCE	.00	

TOTAL ASSETS

1,952.16

1,952.16

LIABILITIES:

2023	016-202-000	ACCOUNTS PAYABLE	.00	
2023	016-202-100	SALARIES PAYABLE	.00	
2023	016-241-000	ESTIMATED EXPENDITURES	.00	
2023	016-241-100	BUDGETED FUND BALANCE	.00	

TOTAL LIABILITIES

.00

FUND EQUITY:

	FUND BALANCE		1,896.52	
	REALIZED REVENUE		55.64	
	LESS EXPENDITURES		.00	

TOTAL FUND EQUITY

1,952.16

TOTAL LIABILITIES/FUND EQUITY

1,952.16

BUDGET COMPARISON FOR SEPTEMBER

D.A. SSOPE FUND

ACCOUNT NO	ACCOUNT NAME	ENCUMBRANCE	CURRENT BUDGET	PREVIOUS M-T-D	** ACTUAL ** M-T-D	** ACTUAL ** Y-T-D	**** ACTUAL REMAINING	***** PERCENT
2023 016-340-346	SSOPF FEES	.00	.00	.00	.00	.00	.00	.00
2023 016-360-100	INTEREST INCOME	.00	.00	39.14-	16.50-	55.64-	55.64	.00
2023 016-395-800	BUDGETED FUND BALANCE	.00	1,893.00-	.00	.00	.00	1,893.00-	100.00
	*** TOTAL REVENUES	.00	1,893.00-	39.14-	16.50-	55.64-	1,837.36-	97.06
2023 016-476-101	SALARIES	.00	.00	.00	.00	.00	.00	.00
2023 016-476-201	SOCIAL SECURITY	.00	.00	.00	.00	.00	.00	.00
2023 016-476-203	RETIREMENT	.00	.00	.00	.00	.00	.00	.00
2023 016-476-204	WORKERS COMPENSATION	.00	.00	.00	.00	.00	.00	.00
2023 016-476-206	UNEMPLOYMENT	.00	.00	.00	.00	.00	.00	.00
2023 016-476-310	OFFICE SUPPLY	.00	1,893.00	.00	.00	.00	1,893.00	100.00
2023 016-476-400	PROFESSIONAL SERVICE	.00	.00	.00	.00	.00	.00	.00
2023 016-476-425	TRAVEL	.00	.00	.00	.00	.00	.00	.00
2023 016-476-450	MAINTENANCE	.00	.00	.00	.00	.00	.00	.00
2023 016-476-570	EQUIPMENT	.00	.00	.00	.00	.00	.00	.00
	EXPENDITURES DISTRICT	.00	1,893.00	.00	.00	.00	1,893.00	100.00
	*** TOTAL EXPENSES	.00	1,893.00	.00	.00	.00	1,893.00	100.00

BROWN COUNTY
 TRIAL BALANCE SHEET - SHERIFF DEPT CONTRIBUTION FUND
 SEPTEMBER

	YEAR-TO-DATE	
ASSETS:		
2023 017-103-000 CASH IN BANK	9,536.25	
2023 017-103-201 CERTIFICATES OF DEPOSIT	43,900.00	
2023 017-115-000 ACCOUNTS RECEIVABLE	15,178.25	
2023 017-131-000 DUE TO AND FROM OTHER FUNDS	.00	
2023 017-171-000 ESTIMATED REVENUES	.00	
2023 017-171-100 BUDGETED FUND BALANCE	.00	

TOTAL ASSETS	68,614.50	68,614.50
LIABILITIES:		
2023 017-202-000 ACCOUNTS PAYABLE	381.61	
2023 017-241-000 ESTIMATED EXPENDITURES	.00	
2023 017-241-100 BUDGETED FUND BALANCE	.00	

TOTAL LIABILITIES	381.61	
FUND EQUITY:		
FUND BALANCE	64,207.24	
REALIZED REVENUE	16,926.76	
LESS EXPENDITURES	12,901.11	

TOTAL FUND EQUITY	68,232.89	
TOTAL LIABILITIES/FUND EQUITY		68,614.50

BUDGET COMPARISON FOR SEPTEMBER
SHERIFF DEPT CONTRIBUTION FUND

ACCOUNT NO	ACCOUNT NAME	ENCUMBRANCE	CURRENT BUDGET	PREVIOUS M-T-D	** ACTUAL M-T-D **	** ACTUAL Y-T-D **	**** ACTUAL REMAINING	***** PERCENT
2023 017-340-348	DONATIONS TO SHERIFF D	.00	15,100.00-	100.00-	15,000.00-	15,100.00-	.00	.00
2023 017-360-100	INTEREST INCOME	.00	1,827.00-	1,463.45-	363.31-	1,826.76-	.24-	.01
2023 017-361-100	INTEREST EARNED	.00	.00	.00	.00	.00	.00	.00
	*** TOTAL REVENUES	.00	16,927.00-	1,563.45-	15,363.31-	16,926.76-	.24-	.00
2023 017-560-331	OPERATING EXPENSE	.00	16,927.00	12,308.21	592.90	12,901.11	4,025.89	23.78
2023 017-560-425	TRAVEL	.00	.00	.00	.00	.00	.00	.00
	EXPENDITURES	.00	16,927.00	12,308.21	592.90	12,901.11	4,025.89	23.78
	*** TOTAL EXPENSES	.00	16,927.00	12,308.21	592.90	12,901.11	4,025.89	23.78

BROWN COUNTY
TRIAL BALANCE SHEET - SHERIFF TRAINING FUND
SEPTEMBER

	YEAR-TO-DATE	
ASSETS:		
2023 018-103-000 CASH IN BANK	51.96	
2023 018-115-000 ACCOUNTS RECEIVABLE	.00	
2023 018-171-000 ESTIMATED REVENUES	.00	
2023 018-171-100 BUDGETED FUND BALANCE	.00	

TOTAL ASSETS	51.96	51.96
LIABILITIES:		
2023 018-202-000 ACCOUNTS PAYABLE	124.00	
2023 018-241-000 ESTIMATED EXPENDITURES	.00	
2023 018-241-100 BUDGETED FUND BALANCE	.00	

TOTAL LIABILITIES	124.00	
FUND EQUITY:		
FUND BALANCE	1,236.97	
REALIZED REVENUE	3,433.58	
LESS EXPENDITURES	4,494.59	

TOTAL FUND EQUITY	175.96	
TOTAL LIABILITIES/FUND EQUITY		51.96

BUDGET COMPARISON FOR SEPTEMBER

SHERIFF TRAINING FUND

ACCOUNT NO	ACCOUNT NAME	ENCUMBRANCE	CURRENT BUDGET	PREVIOUS M-T-D	** ACTUAL M-T-D **	** ACTUAL Y-T-D **	**** ACTUAL REMAINING	***** PERCENT
2023 018-340-348	STATE COMPTROLLER	.00	3,900.00-	3,388.81-	.00	3,388.81-	511.19-	13.11
2023 018-360-100	INTEREST INCOME	.00	.00	44.77-	.00	44.77-	44.77	.00
2023 018-370-100	OTHER REVENUE	.00	.00	.00	.00	.00	.00	.00
2023 018-395-800	BUDGETED FUND BALANCE	.00	.00	.00	.00	.00	.00	.00
	TOTAL REVENUES	.00	3,900.00-	3,433.58-	.00	3,433.58-	466.42-	11.96
2023 018-560-425	TRAINING EXPENSE	.00	3,900.00	4,494.59	.00	4,494.59	594.59-	15.25
	EXPENDITURES	.00	3,900.00	4,494.59	.00	4,494.59	594.59-	15.25
	TOTAL EXPENSES	.00	3,900.00	4,494.59	.00	4,494.59	594.59-	15.25

02/06/2024 15:41:02

BROWN COUNTY
TRIAL BALANCE SHEET - COVID-19 FUND
SEPTEMBER

	YEAR-TO-DATE	
ASSETS:		
2023 019-103-000 CASH IN BANK	4,772,461.11	
2023 019-103-201 CERTIFICATE OF DEPOSIT	.00	
2023 019-115-000 ACCOUNTS RECEIVABLE	17,539.01	
2023 019-171-000 ESTIMATED REVENUES	.00	
2023 019-171-100 BUDGETED FUND BALANCE	.00	

TOTAL ASSETS	4,790,000.12	4,790,000.12
LIABILITIES:		
2023 019-202-000 ACCOUNTS PAYABLE	5,250.00	
2023 019-202-100 SALARIES PAYABLE	.00	
2023 019-241-000 ESTIMATED EXPENDITURES	.00	
2023 019-241-100 BUDGETED FUND BALANCE	.00	

TOTAL LIABILITIES	5,250.00	
FUND EQUITY:		
FUND BALANCE	5,461,624.03	
REALIZED REVENUE	130,268.41	
LESS EXPENDITURES	807,142.32	

TOTAL FUND EQUITY	4,784,750.12	
TOTAL LIABILITIES/FUND EQUITY		4,790,000.12

BUDGET COMPARISON FOR SEPTEMBER

COVID-19 FUND

ACCOUNT NO	ACCOUNT NAME	ENCUMBRANCE	CURRENT BUDGET	PREVIOUS M-T-D	** ACTUAL M-T-D **	** ACTUAL Y-T-D **	**** ACTUAL REMAINING	***** PERCENT
2023 019-340-300	GRANT FUNDING	.00	.00	.00	.00	.00	.00	.00
2023 019-340-405	TRANS FROM GENERAL	.00	.00	.00	.00	.00	.00	.00
2023 019-355-311	AMERICAN RESCUE PLAN	.00	.00	.00	.00	.00	.00	.00
2023 019-360-100	INTEREST INCOME	.00	.00	93,287.50-	36,980.91-	130,268.41-	130,268.41	.00
2023 019-395-800	BUDGETED FUND BALANCE	.00	5468,658.00-	.00	.00	.00	5468,658.00-	100.00
	*** TOTAL REVENUES	.00	5468,658.00-	93,287.50-	36,980.91-	130,268.41-	5338,389.59-	97.62
2023 019-550-000	AMERICAN RESCUE PLAN	.00	.00	.00	.00	.00	.00	.00
2023 019-550-101	SALARIES	.00	67,000.00	40,114.03	.00	40,114.03	26,885.97	40.13
2023 019-550-201	SOCIAL SECURITY	.00	5,126.00	3,065.88	.00	3,065.88	2,060.12	40.19
2023 019-550-202	HOSPITALIZATION	.00	12,911.00	6,455.52	.00	6,455.52	6,455.48	50.00
2023 019-550-203	RETIREMENT	.00	5,447.00	3,329.94	.00	3,329.94	2,117.06	38.87
2023 019-550-204	WORKERS COMP	.00	16.00	.00	.00	.00	16.00	100.00
2023 019-550-205	LIFE INSURANCE	.00	111.00	65.10	.00	65.10	45.90	41.35
2023 019-550-206	UNEMPLOYMENT	.00	188.00	.00	.00	.00	188.00	100.00
2023 019-550-402	MEDICAL EXPENSES	.00	.00	.00	.00	.00	.00	.00
2023 019-550-405	BEHAVIORAL HEALTH CARE	.00	3,500.00	.00	.00	.00	3,500.00	100.00
2023 019-550-410	WATER DISTRICTS	.00	517,890.00	154,202.00	.00	154,202.00	363,688.00	70.22
2023 019-550-440	COVID-19 MITIGATION	.00	.00	.00	.00	.00	.00	.00
2023 019-550-499	MISCELLANEOUS	.00	4842,942.00	272,983.66	326,647.00	599,630.66	4243,311.34	87.62
2023 019-550-560	PUBLIC HEALTH/SAFETY S	.00	13,527.00	.00	.00	.00	13,527.00	100.00
2023 019-560-000	COVID 19 EXPENSES	.00	.00	.00	.00	.00	.00	.00
2023 019-560-101	SALARY	.00	.00	.00	.00	.00	.00	.00
2023 019-560-201	FICA/MED	.00	.00	.00	.00	.00	.00	.00
2023 019-560-202	HOSPITALIZATION	.00	.00	.00	.00	.00	.00	.00
2023 019-560-203	RETIREMENT	.00	.00	.00	.00	.00	.00	.00
2023 019-560-205	LIFE INSURANCE	.00	.00	.00	.00	.00	.00	.00
2023 019-560-206	UNEMPLOYMENT	.00	.00	29.19	.00	29.19	29.19-	.00
2023 019-560-310	OFFICE SUPPLIES	.00	.00	.00	.00	.00	.00	.00
2023 019-560-315	QUARANTINE ORDERS	.00	.00	.00	.00	.00	.00	.00
2023 019-560-420	TELEPHONE	.00	.00	.00	.00	.00	.00	.00
2023 019-560-425	TRAVEL AND TRAINING	.00	.00	.00	.00	.00	.00	.00
2023 019-560-450	MAINTENANCE	.00	.00	.00	.00	.00	.00	.00
2023 019-560-499	MISC EXPENSES	.00	.00	250.00	.00	250.00	250.00-	.00
2023 019-560-570	EQUIPMENT	.00	.00	.00	.00	.00	.00	.00
	EXPENDITURES	.00	5468,658.00	480,495.32	326,647.00	807,142.32	4661,515.68	85.24
	*** TOTAL EXPENSES	.00	5468,658.00	480,495.32	326,647.00	807,142.32	4661,515.68	85.24

BROWN COUNTY
 TRIAL BALANCE SHEET - CONTINGENCY EMERGENCY FUND
 SEPTEMBER

YEAR-TO-DATE

ASSETS:		
2023 020-103-000 CASH IN BANK	26,141.66	
2023 020-115-000 ACCOUNTS RECEIVABLE	93.47	
2023 020-131-000 DUE TO AND FROM	700,000.00	
2023 020-171-000 ESTIMATED REVENUES	.00	
2023 020-171-100 BUDGETED FUND BALANCE	.00	

TOTAL ASSETS	726,235.13	726,235.13
LIABILITIES:		
2023 020-202-000 ACCOUNTS PAYABLE	.00	
2023 020-241-000 ESTIMATED EXPENDITURES	.00	
2023 020-241-100 BUDGETED FUND BALANCE	.00	

TOTAL LIABILITIES	.00	
FUND EQUITY:		
FUND BALANCE	725,584.43	
REALIZED REVENUE	650.70	
LESS EXPENDITURES	.00	

TOTAL FUND EQUITY	726,235.13	
TOTAL LIABILITIES/FUND EQUITY		726,235.13

BUDGET COMPARISON FOR SEPTEMBER
CONTINGENCY EMERGENCY FUND

ACCOUNT NO	ACCOUNT NAME	ENCUMBRANCE	CURRENT BUDGET	PREVIOUS M-T-D	** ACTUAL M-T-D **	** ACTUAL Y-T-D **	**** ACTUAL REMAINING	***** PERCENT
2023 020-321-324	FEMA REVENUES PCT 4	.00	.00	.00	.00	.00	.00	.00
2023 020-321-341	TRANS GEN FUNDS	.00	.00	.00	.00	.00	.00	.00
2023 020-350-100	LOAN PROCEEDS	.00	.00	.00	.00	.00	.00	.00
2023 020-360-100	INTEREST INCOME	.00	.00	457.70-	193.00-	650.70-	650.70	.00
2023 020-370-100	OTHER REVENUE	.00	.00	.00	.00	.00	.00	.00
2023 020-395-800	BUDGETED FUND BALANCE	.00	25,000.00-	.00	.00	.00	25,000.00-	100.00
	*** TOTAL REVENUES	.00	25,000.00-	457.70-	193.00-	650.70-	24,349.30-	97.40
2023 020-476-425	TRAINING EXPENSE	.00	.00	.00	.00	.00	.00	.00
2023 020-476-450	MAINTENANCE	.00	.00	.00	.00	.00	.00	.00
2023 020-476-499	MISCELLANEOUS	.00	25,000.00	.00	.00	.00	25,000.00	100.00
	CAC EXPENDITURES	.00	25,000.00	.00	.00	.00	25,000.00	100.00
2023 020-746-450	MAINTENANCE	.00	.00	.00	.00	.00	.00	.00
	*** TOTAL EXPENSES	.00	25,000.00	.00	.00	.00	25,000.00	100.00

BROWN COUNTY
 TRIAL BALANCE SHEET - COUNTY ATTORNEY SEIZURE FUND
 SEPTEMBER

	YEAR-TO-DATE	
ASSETS:		
2023 026-103-000 CASH IN BANK	15,969.34	
2023 026-103-201 C.D.	125,000.00	
2023 026-115-000 ACCOUNTS RECEIVABLE	464.78	
2023 026-171-000 ESTIMATED REVENUES	.00	
2023 026-171-100 BUDGETED FUND BALANCE	.00	

TOTAL ASSETS	141,434.12	141,434.12
LIABILITIES:		
2023 026-202-000 ACCOUNTS PAYABLE	.00	
2023 026-241-000 ESTIMATED EXPENDITURES	.00	

TOTAL LIABILITIES	.00	
FUND EQUITY:		
FUND BALANCE	136,762.80	
REALIZED REVENUE	4,671.32	
LESS EXPENDITURES	.00	

TOTAL FUND EQUITY	141,434.12	
TOTAL LIABILITIES/FUND EQUITY		141,434.12

BUDGET COMPARISON FOR SEPTEMBER
COUNTY ATTORNY SEIZURE FUND

ACCOUNT NO	ACCOUNT NAME	ENCUMBRANCE	CURRENT BUDGET	PREVIOUS M-T-D	** ACTUAL M-T-D **	** ACTUAL Y-T-D **	**** ACTUAL REMAINING PERCENT ****
2023 026-340-345	SEIZURES 8 LINERS	.00	.00	.00	.00	.00	.00 .00
2023 026-340-348	SEIZURES	.00	.00	.00	.00	.00	.00 .00
2023 026-340-399	FEES	.00	.00	.00	.00	.00	.00 .00
2023 026-360-100	INTEREST INCOME	.00	.00	3,728.50-	942.82-	4,671.32-	4,671.32 .00
2023 026-395-800	BUDGETED FUND BALANCE	.00	30,000.00-	.00	.00	.00	30,000.00- 100.00
	*** TOTAL REVENUES	.00	30,000.00-	3,728.50-	942.82-	4,671.32-	25,328.68- 84.43
2023 026-477-499	MISCELLANEOUS	.00	30,000.00	.00	.00	.00	30,000.00 100.00
	EXPENDITURES SEIZURE F	.00	30,000.00	.00	.00	.00	30,000.00 100.00
	*** TOTAL EXPENSES	.00	30,000.00	.00	.00	.00	30,000.00 100.00

BROWN COUNTY
 TRIAL BALANCE SHEET - RECORDS PRESERVATION
 SEPTEMBER

	YEAR-TO-DATE	
ASSETS:		
2023 030-103-000 CASH IN BANK	3,550.58	
2023 030-103-201 CERTIFICATES OF DEPOSIT	35,000.00	
2023 030-115-000 ACCOUNTS RECEIVABLE	32.57	
2023 030-131-000 DUE TO AND FROM OTHER FUNDS	5,000.00	
2023 030-171-000 ESTIMATED REVENUES	.00	
2023 030-171-100 BUDGETED FUND BALANCE	.00	

TOTAL ASSETS	33,583.15	33,583.15
LIABILITIES:		
2023 030-202-000 ACCOUNTS PAYABLE	.00	
2023 030-241-000 ESTIMATED EXPENDITURES	.00	
2023 030-241-100 BUDGETED FUND BALANCE	.00	

TOTAL LIABILITIES	.00	
FUND EQUITY:		
FUND BALANCE	32,208.73	
REALIZED REVENUE	1,374.42	
LESS EXPENDITURES	.00	

TOTAL FUND EQUITY	33,583.15	
TOTAL LIABILITIES/FUND EQUITY		33,583.15

BUDGET COMPARISON FOR SEPTEMBER
RECORDS PRESERVATION

ACCOUNT NO	ACCOUNT NAME	ENCUMBRANCE	CURRENT BUDGET	PREVIOUS M-T-D	** ACTUAL M-T-D **	** ACTUAL Y-T-D **	**** ACTUAL REMAINING PERCENT ****
2023 030-340-347	FEES-DSTCLK-DC	.00	.00	.00	.00	.00	.00 .00
2023 030-340-348	FEES-DST CLK-CCL	.00	.00	.00	.00	.00	.00 .00
2023 030-340-400	FEES-CO CLK-CC	.00	150.00-	.00	.00	.00	150.00- 100.00
2023 030-340-401	FEES-CO CLK-CCL	.00	600.00-	57.96-	3.65-	61.61-	538.39- 89.73
2023 030-340-405	TRANSFERS FROM GENERAL	.00	.00	.00	.00	.00	.00 .00
2023 030-360-100	INTEREST INCOME	.00	7.00-	1,034.44-	278.37-	1,312.81-	1,305.81 8654.43
	*** TOTAL REVENUES	.00	757.00-	1,092.40-	282.02-	1,374.42-	617.42 81.56
2023 030-630-341	CO CLERK PERMANENT REC	.00	.00	.00	.00	.00	.00 .00
2023 030-630-499	MISCELLANEOUS EXPENDITURES REC. PRES	.00	757.00	.00	.00	.00	757.00 100.00
	*** TOTAL EXPENSES	.00	757.00	.00	.00	.00	757.00 100.00

BROWN COUNTY
 TRIAL BALANCE SHEET - ALTERNATIVE DISPUTE RESOLUTION
 SEPTEMBER

YEAR-TO-DATE

ASSETS:		
2023 031-103-000 CASH IN BANK	1,200.00	
2023 031-115-000 ACCOUNTS RECEIVABLE	510.00	
2023 031-171-000 ESTIMATED REVENUES	.00	
2023 031-171-100 BUDGETED FUND BALANCE	.00	

TOTAL ASSETS	690.00	690.00
LIABILITIES:		
2023 031-202-000 ACCOUNTS PAYABLE	2,145.00	
2023 031-241-000 ESTIMATED EXPENDITURES	.00	
2023 031-241-100 BUDGETED FUND BALANCE	.00	

TOTAL LIABILITIES	2,145.00	
FUND EQUITY:		
FUND BALANCE	1,455.00	
REALIZED REVENUE	13,735.00	
LESS EXPENDITURES	13,735.00	

TOTAL FUND EQUITY	1,455.00	
TOTAL LIABILITIES/FUND EQUITY		690.00

BUDGET COMPARISON FOR SEPTEMBER
ALTERNATIVE DISPUTE RESOLUTION

ACCOUNT NO	ACCOUNT NAME	ENCUMBRANCE	CURRENT BUDGET	PREVIOUS M-T-D	** ACTUAL M-T-D **	** ACTUAL Y-T-D **	**** ACTUAL REMAINING	**** PERCENT
2023 031-340-347	FEES-DST CLK-DC	.00	5,695.00-	5,430.00-	1,545.00-	6,975.00-	1,280.00	22.48
2023 031-340-348	FEES-DST CLK-CCL	.00	2,120.00-	.00	.00	.00	2,120.00-	100.00
2023 031-340-400	FEES-CO CLK-CC	.00	2,360.00-	.00	.00	.00	2,360.00-	100.00
2023 031-340-401	FEES-CO CLK-CCL	.00	920.00-	.00	.00	.00	920.00-	100.00
2023 031-340-402	FEES JP 1	.00	.00	1,050.00-	145.00-	1,195.00-	1,195.00	.00
2023 031-340-403	FEES JP 2	.00	.00	915.00-	215.00-	1,130.00-	1,130.00	.00
2023 031-340-404	FEES JP 3	.00	.00	550.00-	130.00-	680.00-	680.00	.00
2023 031-340-405	FEES JP 4	.00	.00	655.00-	175.00-	830.00-	830.00	.00
2023 031-340-406	CVDR 2022	.00	2,640.00-	2,100.00-	540.00-	2,640.00-	.00	.00
2023 031-340-407	2CVDR 2022	.00	.00	255.00-	30.00-	285.00-	285.00	.00
2023 031-360-100	INTEREST INCOME	.00	.00	.00	.00	.00	.00	.00
	*** TOTAL REVENUES	.00	13,735.00-	10,955.00-	2,780.00-	13,735.00-	.00	.00
2023 031-465-400	TRANSFER TO FAMILY SER	.00	13,735.00	9,895.00	3,840.00	13,735.00	.00	.00
	EXPENDITURES ADRS FUND	.00	13,735.00	9,895.00	3,840.00	13,735.00	.00	.00
	*** TOTAL EXPENSES	.00	13,735.00	9,895.00	3,840.00	13,735.00	.00	.00

BROWN COUNTY
TRIAL BALANCE SHEET - COURT REPRTR SERVICE FEE FUND
SEPTEMBER

	YEAR-TO-DATE	
ASSETS:		
2023 032-103-000 CASH IN BANK	14,293.46	
2023 032-115-000 ACCOUNTS RECEIVABLE	956.96	
2023 032-131-000 DUE TO AND FROM OTHER FUNDS	.00	
2023 032-171-000 ESTIMATED REVENUES	.00	
2023 032-171-100 BUDGETED FUND BALANCE	.00	

TOTAL ASSETS	15,250.42	15,250.42
 LIABILITIES:		
2023 032-202-000 ACCOUNTS PAYABLE	453.13	
2023 032-202-100 SALARIES PAYABLE	.00	
2023 032-241-000 ESTIMATED EXPENDITURES	.00	
2023 032-241-100 BUDGETED FUND BALANCE	.00	

TOTAL LIABILITIES	453.13	
 FUND EQUITY:		
FUND BALANCE	7,394.88	
REALIZED REVENUE	17,276.83	
LESS EXPENDITURES	9,874.42	

TOTAL FUND EQUITY	14,797.29	
 TOTAL LIABILITIES/FUND EQUITY		 15,250.42

BUDGET COMPARISON FOR SEPTEMBER
COURT REPRTR SERVICE FEE FUND

ACCOUNT NO	ACCOUNT NAME	ENCUMBRANCE	CURRENT BUDGET	PREVIOUS M-T-D	** ACTUAL ** M-T-D	** ACTUAL ** Y-T-D	**** ACTUAL ****	***** REMAINING PERCENT
2023 032-340-347	FEEES-DST CLK-DC	.00	3,292.00-	42.01-	9.04-	51.05-	3,240.95-	98.45
2023 032-340-348	FEEES-DST CLK-CCL	.00	2,920.00-	9,050.00-	2,575.00-	11,625.00-	8,705.00	298.12
2023 032-340-400	FEEES-CO CLK-CC	.00	2,508.00-	4,290.77-	1,043.52-	5,334.29-	2,826.29	112.69
2023 032-340-401	FEEES-CO CLK-CCL	.00	860.00-	.00	.00	.00	860.00-	100.00
2023 032-360-100	INTEREST INCOME	.00	2.00-	166.69-	99.80-	266.49-	264.49	3224.50
	*** TOTAL REVENUES	.00	9,582.00-	13,549.47-	3,727.36-	17,276.83-	7,694.83	80.31
2023 032-470-101	SALARIES	.00	.00	.00	.00	.00	.00	.00
2023 032-470-201	SOCIAL SECURITY	.00	.00	.00	.00	.00	.00	.00
2023 032-470-203	RETIREMENT	.00	.00	.00	.00	.00	.00	.00
2023 032-470-204	WORKERS COMPENSATION	.00	.00	.00	.00	.00	.00	.00
2023 032-470-206	UNEMPLOYMENT INSURANCE	.00	.00	.00	.00	.00	.00	.00
2023 032-470-310	OFFICE SUPPLIES	.00	6,204.00	8,135.47	300.00	8,435.47	2,231.47-	35.97
2023 032-470-331	SUPPLIES	.00	.00	.00	.00	.00	.00	.00
2023 032-470-400	PROFESSIONAL SERVICE	.00	1,500.00	.00	.00	.00	1,500.00	100.00
2023 032-470-420	TELEPHONE	.00	.00	325.32	101.09	426.41	426.41-	.00
2023 032-470-425	TRAVEL	.00	1,878.00	300.00	712.54	1,012.54	865.46	46.08
2023 032-470-450	MAINTENANCE	.00	.00	.00	.00	.00	.00	.00
2023 032-470-499	MISCELLANEOUS	.00	.00	.00	.00	.00	.00	.00
2023 032-470-570	EQUIPMENT	.00	.00	.00	.00	.00	.00	.00
	EXPENDITURES CRT RPTR	.00	9,582.00	8,760.79	1,113.63	9,874.42	292.42-	3.05
	*** TOTAL EXPENSES	.00	9,582.00	8,760.79	1,113.63	9,874.42	292.42-	3.05

BROWN COUNTY
 TRIAL BALANCE SHEET - HAVA FUND
 SEPTEMBER

YEAR-TO-DATE

ASSETS:		
2023 033-103-000 CASH IN BANK	16,478.13	
2023 033-115-000 ACCOUNTS RECEIVABLE	.64	
2023 033-171-000 ESTIMATED REVENUES	.00	
2023 033-171-100 BUDGETED FUND BALANCE	.00	

TOTAL ASSETS	16,478.77	16,478.77
LIABILITIES:		
2023 033-202-000 ACCOUNTS PAYABLE	.00	
2023 033-202-100 SALARIES PAYABLE	.00	
2023 033-241-000 ESTIMATED EXPENDITURES	.00	
2023 033-241-100 BUDGETED FUND BALANCE	.00	

TOTAL LIABILITIES	.00	
FUND EQUITY:		
FUND BALANCE	105,772.20	
REALIZED REVENUE	69,002.76	
LESS EXPENDITURES	20,290.67	

TOTAL FUND EQUITY	16,478.77	
TOTAL LIABILITIES/FUND EQUITY		16,478.77

BUDGET COMPARISON FOR SEPTEMBER

HAVA FUND

ACCOUNT NO	ACCOUNT NAME	ENCUMBRANCE	CURRENT BUDGET	PREVIOUS M-T-D	** ACTUAL M-T-D	** ACTUAL Y-T-D	**** ACTUAL REMAINING	***** PERCENT
2023 033-340-344	VOTER MACHINE GRANT FU	.00	.00	.00	.00	.00	.00	.00
2023 033-340-345	2020 COVID CARES ACT G	.00	.00	.00	.00	.00	.00	.00
2023 033-340-346	2018 ELECTIONS SECURIT	.00	.00	.00	.00	.00	.00	.00
2023 033-340-347	2020 ELECTIONS SECURIT	.00	.00	69,461.38	.00	69,461.38	69,461.38-	.00
2023 033-340-348	VEHICLE SALE	.00	.00	.00	.00	.00	.00	.00
2023 033-360-100	INTEREST INCOME	.00	.00	454.77-	3.85-	458.62-	458.62	.00
2023 033-395-800	BUDGETED FUND BALANCE	.00	112,334.00-	.00	.00	.00	112,334.00-	100.00
*** TOTAL REVENUES		.00	112,334.00-	69,006.61	3.85-	69,002.76	181,336.76-	161.43
2023 033-491-101	SALARIES	.00	.00	.00	.00	.00	.00	.00
2023 033-491-201	SOCIAL SERCURITY	.00	.00	.00	.00	.00	.00	.00
2023 033-491-310	2020 COVID CARES EXP	.00	.00	.00	.00	.00	.00	.00
2023 033-491-311	2018 ELECTIONS SECURIT	.00	32,334.00	17,534.32	.00	17,534.32	14,799.68	45.77
2023 033-491-312	2020 ELECTIONS SECURIT	.00	80,000.00	2,756.35	.00	2,756.35	77,243.65	96.55
2023 033-491-315	VOTING MACHINES	.00	.00	.00	.00	.00	.00	.00
2023 033-560-430	ADVERTISING	.00	.00	.00	.00	.00	.00	.00
2023 033-560-450	MAINTENANCE	.00	.00	.00	.00	.00	.00	.00
EXPENDITURES		.00	112,334.00	20,290.67	.00	20,290.67	92,043.33	81.94
*** TOTAL EXPENSES		.00	112,334.00	20,290.67	.00	20,290.67	92,043.33	81.94

BROWN COUNTY
 TRIAL BALANCE SHEET - SHERIFF FORF CHAPT 59
 SEPTEMBER

YEAR-TO-DATE

ASSETS:		
2023 034-103-000 CASH IN BANK	7,084.89	
2023 034-103-201 CERTIFICATES OF DEPOSIT	27,552.08	
2023 034-115-000 ACCOUNTS RECEIVABLE	88.94	
2023 034-171-000 ESTIMATED REVENUES	.00	
2023 034-171-100 BUDGETED FUND BALANCE	.00	

TOTAL ASSETS	34,725.91	34,725.91
LIABILITIES:		
2023 034-202-000 ACCOUNTS PAYABLE	863.40	
2023 034-241-000 ESTIMATED EXPENDITURES	.00	
2023 034-241-100 BUDGETED FUND BALANCE	.00	

TOTAL LIABILITIES	863.40	
FUND EQUITY:		
FUND BALANCE	32,747.28	
REALIZED REVENUE	1,115.23	
LESS EXPENDITURES	.00	

TOTAL FUND EQUITY	33,862.51	
TOTAL LIABILITIES/FUND EQUITY		34,725.91

BUDGET COMPARISON FOR SEPTEMBER

SHERIFF FORF CHAPT 59

ACCOUNT NO	ACCOUNT NAME	ENCUMBRANCE	CURRENT BUDGET	PREVIOUS M-T-D	** ACTUAL M-T-D **	** ACTUAL Y-T-D **	**** ACTUAL REMAINING PERCENT ****
2023 034-340-325	GOV DEALS-AUCTIONS	.00	.00	.00	.00	.00	.00 .00
2023 034-340-348	FORFEITURES	.00	5,000.00-	863.40-	863.40	.00	5,000.00- 100.00
2023 034-340-399	FEES COUNTY COURT	.00	.00	.00	.00	.00	.00 .00
2023 034-360-100	INTEREST INCOME	.00	10.00-	880.41-	234.82-	1,115.23-	1,105.23 1052.30
2023 034-360-101	CD INTEREST	.00	.00	.00	.00	.00	.00 .00
	*** TOTAL REVENUES	.00	5,010.00-	1,743.81-	628.58	1,115.23-	3,894.77- 77.74
2023 034-560-499	MISCELLANEOUS	.00	1,010.00	.00	.00	.00	1,010.00 100.00
2023 034-560-570	EQUIPMENT	.00	4,000.00	.00	.00	.00	4,000.00 100.00
2023 034-560-701	TRANSFERS TO DISTRICT EXPENDITURES SHERIFF F	.00	.00	.00	.00	.00	.00 .00
	*** TOTAL EXPENSES	.00	5,010.00	.00	.00	.00	5,010.00 100.00

BROWN COUNTY
 TRIAL BALANCE SHEET - EQUIT FED SHERIFF FORF FD
 SEPTEMBER

YEAR-TO-DATE

ASSETS:		
2023 035-103-000 CASH IN BANK	501.89	
2023 035-115-000 ACCOUNTS RECEIVABLE	.00	
2023 035-171-000 ESTIMATED REVENUES	.00	
2023 035-171-100 BUDGETED FUND BALANCE	.00	

TOTAL ASSETS	501.89	501.89
LIABILITIES:		
2023 035-202-000 ACCOUNTS PAYABLE	.00	
2023 035-241-000 ESTIMATED EXPENDITURES	.00	
2023 035-241-100 BUDGETED FUND BALANCE	.00	

TOTAL LIABILITIES	.00	
FUND EQUITY:		
FUND BALANCE	911.91	
REALIZED REVENUE	2.98	
LESS EXPENDITURES	413.00	

TOTAL FUND EQUITY	501.89	
TOTAL LIABILITIES/FUND EQUITY		501.89

BUDGET COMPARISON FOR SEPTEMBER
EQUIT FED SHERIFF FORF FD

ACCOUNT NO	ACCOUNT NAME	ENCUMBRANCE	CURRENT BUDGET	PREVIOUS M-T-D	** ACTUAL M-T-D **	** ACTUAL Y-T-D **	**** ACTUAL REMAINING	***** PERCENT
2023 035-340-348	FORFEITURES	.00	1,000.00-	.00	.00	.00	1,000.00-	100.00
2023 035-360-100	INTEREST INCOME	.00	.00	2.98-	.00	2.98-	2.98	.00
2023 035-370-100	OTHER REVENUE	.00	.00	.00	.00	.00	.00	.00
	*** TOTAL REVENUES	.00	1,000.00-	2.98-	.00	2.98-	997.02-	99.70
2023 035-560-499	MISC. EXPENSES	.00	1,000.00	413.00	.00	413.00	587.00	58.70
	EXPENDITURES	.00	1,000.00	413.00	.00	413.00	587.00	58.70
	*** TOTAL EXPENSES	.00	1,000.00	413.00	.00	413.00	587.00	58.70

BROWN COUNTY
 TRIAL BALANCE SHEET - INMATE PHONE FUND
 SEPTEMBER

	YEAR-TO-DATE	
ASSETS:		
2023 036-103-000 CASH IN BANK	34,552.44	
2023 036-103-201 CERTIFICATE OF DEPOSIT	253,539.11	
2023 036-115-000 ACCOUNTS RECEIVABLE	202.87	
2023 036-171-000 ESTIMATED REVENUE	.00	
2023 036-171-100 BUDGETED FUND BALANCE	.00	

TOTAL ASSETS	287,888.68	287,888.68
LIABILITIES:		
2023 036-202-000 ACCOUNTS PAYABLE	.00	
2023 036-202-100 SALARIES PAYABLE	.00	
2023 036-241-000 ESTIMATED EXPENDITURES	.00	
2023 036-241-100 BUDGETED FUND BALANCE	.00	

TOTAL LIABILITIES	.00	
FUND EQUITY:		
FUND BALANCE	267,769.54	
REALIZED REVENUE	74,493.78	
LESS EXPENDITURES	54,374.64	

TOTAL FUND EQUITY	287,888.68	
TOTAL LIABILITIES/FUND EQUITY		287,888.68

BUDGET COMPARISON FOR SEPTEMBER

INMATE PHONE FUND

ACCOUNT NO	ACCOUNT NAME	ENCUMBRANCE	CURRENT BUDGET	PREVIOUS M-T-D	** ACTUAL ** M-T-D	** ACTUAL ** Y-T-D	**** ACTUAL ****	***** REMAINING PERCENT
2023 036-340-346	INMATE PHONE COMMISSIO	.00	47,463.00-	37,536.69-	10,713.75-	48,250.44-	787.44	1.66
2023 036-360-100	INTEREST INCOME	.00	550.00-	7,087.45-	1,684.20-	8,771.65-	8,221.65	1494.85
2023 036-360-101	CD INTEREST	.00	.00	.00	.00	.00	.00	.00
2023 036-370-100	OTHER REVENUE	.00	.00	.00	.00	.00	.00	.00
2023 036-370-275	PHONE CARD SALES	.00	60,000.00-	17,471.69-	.00	17,471.69-	42,528.31-	70.88
2023 036-390-800	BUDGETED FUND BALANCE	.00	.00	.00	.00	.00	.00	.00
*** TOTAL REVENUES		.00	108,013.00-	62,095.83-	12,397.95-	74,493.78-	33,519.22-	31.03
2023 036-560-101	SALARY	.00	20,000.00	5,521.50	.00	5,521.50	14,478.50	72.39
2023 036-560-103	CERTIFICATION PAY (REG	.00	.00	.00	.00	.00	.00	.00
2023 036-560-104	OVERTIME	.00	.00	.00	.00	.00	.00	.00
2023 036-560-201	FICA/MED	.00	1,530.00	421.82	.00	421.82	1,108.18	72.43
2023 036-560-203	RETIREMENT	.00	1,626.00	457.88	.00	457.88	1,168.12	71.84
2023 036-560-206	UNEMPLOYMENT INSURANCE	.00	56.00	2.19	.00	2.19	53.81	96.09
2023 036-560-310	OFFICE SUPPLIES	.00	.00	.00	.00	.00	.00	.00
2023 036-560-420	TELEPHONE	.00	.00	.00	.00	.00	.00	.00
2023 036-560-422	PHONE CARD EXPENSE	.00	83,201.00	38,681.00	.00	38,681.00	44,520.00	53.51
2023 036-560-482	CLOTHING ALLOWANCE	.00	600.00	.00	.00	.00	600.00	100.00
2023 036-560-499	SPECIAL PURCHASE EXPEN	.00	1,000.00	5,096.00	4,194.25	9,290.25	8,290.25-	829.03-
2023 036-560-560	ICAC GRANT	.00	.00	.00	.00	.00	.00	.00
2023 036-560-570	EQUIPMENT	.00	.00	.00	.00	.00	.00	.00
	EXPENDITURES	.00	108,013.00	50,180.39	4,194.25	54,374.64	53,638.36	49.66
*** TOTAL EXPENSES		.00	108,013.00	50,180.39	4,194.25	54,374.64	53,638.36	49.66

BROWN COUNTY
TRIAL BALANCE SHEET - ELECTION ADMINISTRATION FUND
SEPTEMBER

	YEAR-TO-DATE	
ASSETS:		
2023 038-103-000 CASH IN BANK	11,453.19	
2023 038-103-201 CERTIFICATES OF DEPOSIT	.00	
2023 038-115-000 ACCOUNTS RECEIVABLE	40.95	
2023 038-131-000 DUE TO AND FROM OTHER FUNDS	.00	
2023 038-171-000 ESTIMATED REVENUE	.00	
2023 038-171-100 BUDGETED FUND BALANCE	.00	

TOTAL ASSETS	11,494.14	11,494.14
LIABILITIES:		
2023 038-202-000 ACCOUNTS PAYABLE	646.00	
2023 038-202-100 SALARIES PAYABLE	.00	
2023 038-241-000 ESTIMATED EXPENDITURES	.00	
2023 038-241-100 BUDGETED FUND BALANCE	.00	

TOTAL LIABILITIES	646.00	
FUND EQUITY:		
FUND BALANCE	22,759.27	
REALIZED REVENUE	3,404.00	
LESS EXPENDITURES	15,315.13	

TOTAL FUND EQUITY	10,848.14	
TOTAL LIABILITIES/FUND EQUITY		11,494.14

BUDGET COMPARISON FOR SEPTEMBER

ELECTION ADMINISTRATION FUND

ACCOUNT NO	ACCOUNT NAME	ENCUMBRANCE	CURRENT BUDGET	PREVIOUS M-T-D	** ACTUAL M-T-D **	** ACTUAL Y-T-D **	**** ACTUAL REMAINING	***** PERCENT
2023 038-330-300	HAVA GRANT FUNDING	.00	.00	.00	.00	.00	.00	.00
2023 038-330-301	VOTER LISTS	.00	.00	.00	.00	.00	.00	.00
2023 038-340-505	ELECTION CONTRACT FEES	.00	3,100.00-	3,446.02-	346.00	3,100.02-	.02	.00
2023 038-360-100	INTEREST INCOME	.00	305.00-	220.04-	83.94-	303.98-	1.02-	.33
2023 038-370-200	ELECTION EQUIP RENTAL	.00	.00	.00	.00	.00	.00	.00
2023 038-370-205	TRANSFERS	.00	.00	.00	.00	.00	.00	.00
2023 038-370-695	TRANSFERS CHAPT 19	.00	.00	.00	.00	.00	.00	.00
	*** TOTAL REVENUES	.00	3,405.00-	3,666.06-	262.06	3,404.00-	1.00-	.03
2023 038-491-101	SALARIES	.00	.00	.00	.00	.00	.00	.00
2023 038-491-201	FICA	.00	.00	.00	.00	.00	.00	.00
2023 038-491-206	UNEMPLOYMENT	.00	.00	.00	.00	.00	.00	.00
2023 038-491-310	OFFICE SUPPLIES	.00	738.00	737.74	.00	737.74	.26	.04
2023 038-491-425	TRAVEL AND CONFERENCE	.00	2,005.00	1,480.77	300.00	1,780.77	224.23	11.18
2023 038-491-426	ELECTION WORKER TRAINI	.00	.00	.00	.00	.00	.00	.00
2023 038-491-499	MISCELLANEOUS EXPENSE	.00	.00	.00	.00	.00	.00	.00
2023 038-491-560	EQUIPMENT CODING & BAL	.00	.00	.00	.00	.00	.00	.00
2023 038-491-570	HAVA COMPLIANCE	.00	347.00	346.60	.00	346.60	.40	.12
2023 038-491-571	OFFICE EQUIPMENT	.00	12,226.00	12,450.02	.00	12,450.02	224.02-	1.83
2023 038-491-700	TRANSFERS TO OTHER FUN	.00	.00	.00	.00	.00	.00	.00
	TOTAL ELE ADM EXPENSE	.00	15,316.00	15,015.13	300.00	15,315.13	.87	.01
	*** TOTAL EXPENSES	.00	15,316.00	15,015.13	300.00	15,315.13	.87	.01

BROWN COUNTY
 TRIAL BALANCE SHEET - D. A. EQUIT FORF. SHARING
 SEPTEMBER

YEAR-TO-DATE

ASSETS:		
2023 039-103-000 CASH IN BANK	247.46	
2023 039-103-201 CERTIFICATE OF DEPOSIT	.00	
2023 039-115-000 ACCOUNTS RECEIVABLE	400.00	
2023 039-171-000 ESTIMATED REVENUE	.00	
2023 039-171-100 BUDGETED FUND BALANCE	.00	

TOTAL ASSETS	152.54	152.54
LIABILITIES:		
2023 039-202-000 ACCOUNTS PAYABLE	1,350.85	
2023 039-202-100 SALARIES PAYABLE	.00	
2023 039-241-000 ESTIMATED EXPENDITURES	.00	
2023 039-241-100 BUDGETED FUND BALANCE	.00	

TOTAL LIABILITIES	1,350.85	
FUND EQUITY:		
FUND BALANCE	5,292.29	
REALIZED REVENUE	69.51	
LESS EXPENDITURES	6,865.19	

TOTAL FUND EQUITY	1,503.39	
TOTAL LIABILITIES/FUND EQUITY		152.54

BUDGET COMPARISON FOR SEPTEMBER

D. A. EQUIT FORF. SHARING

ACCOUNT NO	ACCOUNT NAME	ENCUMBRANCE	CURRENT BUDGET	PREVIOUS M-T-D	** ACTUAL M-T-D **	** ACTUAL Y-T-D **	**** ACTUAL REMAINING	***** PERCENT
2023 039-340-348	FEDERAL FORFEITURES	.00	5,000.00-	.00	.00	.00	5,000.00-	100.00
2023 039-360-100	INTEREST INCOME	.00	5.00-	69.51-	.00	69.51-	64.51	1290.20
2023 039-370-100	OTHER REVENUE	.00	.00	.00	.00	.00	.00	.00
	*** TOTAL REVENUES	.00	5,005.00-	69.51-	.00	69.51-	4,935.49-	98.61
2023 039-476-331	OPERATING EXPENSE	.00	2,505.00	.00	.00	.00	2,505.00	100.00
2023 039-476-425	TRAVEL	.00	.00	.00	413.00	413.00	413.00-	.00
2023 039-476-450	MAINTENANCE	.00	.00	.00	.00	.00	.00	.00
2023 039-476-495	INVESTIGATION EXPENSE	.00	.00	.00	.00	.00	.00	.00
2023 039-476-570	EQUIPMENT	.00	2,500.00	6,452.19	.00	6,452.19	3,952.19-	158.09
	EXPENSE D.A. EQU. FORF	.00	5,005.00	6,452.19	413.00	6,865.19	1,860.19-	37.17
	*** TOTAL EXPENSES	.00	5,005.00	6,452.19	413.00	6,865.19	1,860.19-	37.17

BROWN COUNTY
TRIAL BALANCE SHEET - CCL DRUG/SA DONATION FUND
SEPTEMBER

	YEAR-TO-DATE	
ASSETS:		
2023 041-103-000 CASH IN BANK	51,001.42	
2023 041-103-201 CERTIFICATE OF DEPOSIT	.00	
2023 041-115-000 ACCOUNTS RECEIVABLE	297.58	
2023 041-131-000 DUE TO AND FROM OTHER FUNDS	.00	
2023 041-171-000 ESTIMATED REVENUE	.00	
2023 041-171-100 BUDGETED FUND BALANCE	.00	

TOTAL ASSETS	51,299.00	51,299.00
LIABILITIES:		
2023 041-202-000 ACCOUNTS PAYABLE	.00	
2023 041-202-100 SALARIES PAYABLE	.00	
2023 041-241-000 ESTIMATED EXPENDITURES	.00	

TOTAL LIABILITIES	.00	
FUND EQUITY:		
FUND BALANCE	49,227.25	
REALIZED REVENUE	2,071.75	
LESS EXPENDITURES	.00	

TOTAL FUND EQUITY	51,299.00	
TOTAL LIABILITIES/FUND EQUITY		51,299.00

BUDGET COMPARISON FOR SEPTEMBER
CCL DRUG/SA DONATION FUND

ACCOUNT NO	ACCOUNT NAME	ENCUMBRANCE	CURRENT BUDGET	PREVIOUS M-T-D	** ACTUAL M-T-D	** ACTUAL Y-T-D	**** ACTUAL REMAINING	***** PERCENT
2023 041-310-240	COUNSELING REIMBURSEME	.00	.00	.00	.00	.00	.00	.00
2023 041-320-341	STATE GRANT FUNDS	.00	.00	.00	.00	.00	.00	.00
2023 041-340-346	DRUG COURT DONATIONS	.00	.00	.00	.00	.00	.00	.00
2023 041-340-347	SCRAM PARTICIPANT REIM	.00	.00	.00	.00	.00	.00	.00
2023 041-360-100	INTEREST EARNED	.00	.00	1,457.28-	614.47-	2,071.75-	2,071.75	.00
2023 041-370-100	OTHER REVENUE	.00	.00	.00	.00	.00	.00	.00
	*** TOTAL REVENUES	.00	.00	1,457.28-	614.47-	2,071.75-	2,071.75	.00
2023 041-430-310	DRUG COURT EXPENSE	.00	.00	.00	.00	.00	.00	.00
2023 041-430-403	CRIMINAL DEFENSE	.00	.00	.00	.00	.00	.00	.00
2023 041-430-425	TRAVEL	.00	.00	.00	.00	.00	.00	.00
2023 041-430-499	MISCELLANEOUS EXPENSE	.00	.00	.00	.00	.00	.00	.00
2023 041-430-690	DRUG COURT TRANS TO ST	.00	.00	.00	.00	.00	.00	.00
	TOTAL DRUG COURT EXPEN	.00	.00	.00	.00	.00	.00	.00
	EXPENDITURES DRUG COUR	.00	.00	.00	.00	.00	.00	.00
	*** TOTAL EXPENSES	.00	.00	.00	.00	.00	.00	.00

BROWN COUNTY
 TRIAL BALANCE SHEET - COUNTY ATTORNEY DONATION FUND
 SEPTEMBER

	YEAR-TO-DATE	
ASSETS:		
2023 042-103-000 CASH IN BANK	51,418.78	
2023 042-103-201 CERTIFICATE OF DEPOSIT	.00	
2023 042-115-000 ACCOUNTS RECEIVABLE	247.22	
2023 042-131-000 DUE TO AND FROM OTHER FUNDS	6,500.00	
2023 042-171-000 ESTIMATED REVENUE	.00	
2023 042-171-100 BUDGETED FUND BALANCE	.00	

TOTAL ASSETS	57,671.56	57,671.56
LIABILITIES:		
2023 042-202-000 ACCOUNTS PAYABLE	.00	
2023 042-202-100 SALARIES PAYABLE	.00	
2023 042-241-000 ESTIMATED EXPENDITURES	.00	
2023 042-241-100 BUDGETED FUND BALANCE	.00	

TOTAL LIABILITIES	.00	
FUND EQUITY:		
FUND BALANCE	56,329.43	
REALIZED REVENUE	1,342.13	
LESS EXPENDITURES	.00	

TOTAL FUND EQUITY	57,671.56	
TOTAL LIABILITIES/FUND EQUITY		57,671.56

BUDGET COMPARISON FOR SEPTEMBER

COUNTY ATTORNEY DONATION FUND

ACCOUNT NO	ACCOUNT NAME	ENCUMBRANCE	CURRENT BUDGET	PREVIOUS M-T-D	** ACTUAL ** M-T-D	** ACTUAL ** Y-T-D	**** ACTUAL ****	**** ACTUAL ****	REMAINING PERCENT
2023 042-340-347	OTHER DONATIONS	.00	.00	.00	.00	.00	.00	.00	.00
2023 042-340-348	PTD DONATIONS	.00	.00	.00	.00	.00	.00	.00	.00
2023 042-360-100	INTEREST EARNED	.00	.00	944.06-	398.07-	1,342.13-	1,342.13	1,342.13	.00
	*** TOTAL REVENUES	.00	.00	944.06-	398.07-	1,342.13-	1,342.13	1,342.13	.00
2023 042-477-310	OPERATING EXPENSE	.00	.00	.00	.00	.00	.00	.00	.00
2023 042-477-400	PROFESSIONAL SERVICE	.00	.00	.00	.00	.00	.00	.00	.00
2023 042-477-499	MISCELLANEOUS EXPENSE	.00	.00	.00	.00	.00	.00	.00	.00
2023 042-477-570	EQUIPMENT	.00	.00	.00	.00	.00	.00	.00	.00
2023 042-477-701	TRANSFERS TO OTHER FUN EXPENDITURES CO ATTN	.00	.00	.00	.00	.00	.00	.00	.00
	*** TOTAL EXPENSES	.00	.00	.00	.00	.00	.00	.00	.00

BROWN COUNTY
 TRIAL BALANCE SHEET - PRE-TRIAL DIVERSION FUND
 SEPTEMBER

YEAR-TO-DATE

ASSETS:		
2023 043-103-000 CASH IN BANK	7,477.70	
2023 043-103-201 CERTIFICATES OF DEPOSIT	101,066.28	
2023 043-115-000 ACCOUNTS RECEIVABLE	286.13	
2023 043-131-000 DUE TO AND FROM OTHER FUNDS	.00	
2023 043-171-000 ESTIMATED REVENUES	.00	
2023 043-171-100 BUDGETED FUND BALANCE	.00	

TOTAL ASSETS	108,830.11	108,830.11
LIABILITIES:		
2023 043-202-000 ACCOUNTS PAYABLE	.00	
2023 043-241-000 ESTIMATED EXPENDITURES	.00	
2023 043-241-100 BUDGETED FUND BALANCE	.00	

TOTAL LIABILITIES	.00	
FUND EQUITY:		
FUND BALANCE	105,152.27	
REALIZED REVENUE	3,677.84	
LESS EXPENDITURES	.00	

TOTAL FUND EQUITY	108,830.11	
TOTAL LIABILITIES/FUND EQUITY		108,830.11

BUDGET COMPARISON FOR SEPTEMBER
PRE-TRIAL DIVERSION FUND

ACCOUNT NO	ACCOUNT NAME	ENCUMBRANCE	CURRENT BUDGET	PREVIOUS M-T-D	** ACTUAL M-T-D	** ACTUAL Y-T-D	**** ACTUAL REMAINING	***** PERCENT
2023 043-355-301	PRE-TRIAL DIVERSION CC	.00	.00	20.00-	5.00-	25.00-	25.00	.00
2023 043-355-302	PRE-TRIAL DIVERSION CC	.00	300.00-	.00	.00	.00	300.00-	100.00
2023 043-360-100	INTEREST EARNED	.00	40.00-	2,927.24-	725.60-	3,652.84-	3,612.84	9032.10
2023 043-360-101	CD INTEREST	.00	.00	.00	.00	.00	.00	.00
	*** TOTAL REVENUES	.00	340.00-	2,947.24-	730.60-	3,677.84-	3,337.84	981.72
2023 043-477-310	OPERATING EXPENSES	.00	340.00	.00	.00	.00	340.00	100.00
2023 043-477-400	PROFESSIONAL SERVICE	.00	.00	.00	.00	.00	.00	.00
2023 043-477-499	MISCELLANEOUS EXPENSE	.00	.00	.00	.00	.00	.00	.00
2023 043-477-570	EQUIPMENT	.00	.00	.00	.00	.00	.00	.00
2023 043-477-700	TRANSFERS TO OTHER FUN EXPENDITURES	.00	.00	.00	.00	.00	.00	.00
	*** TOTAL EXPENSES	.00	340.00	.00	.00	.00	340.00	100.00

BROWN COUNTY
TRIAL BALANCE SHEET - ARCHIVE FUND-DISTRICT CLERK
SEPTEMBER

YEAR-TO-DATE

ASSETS:		
2023 044-103-000	CASH IN BANK	3,419.22
2023 044-103-201	CERTIFICATE OF DEPOSIT	13,600.00
2023 044-115-000	ACCOUNTS RECEIVABLE	178.32
2023 044-131-000	DUE TO AND FROM OTHER FUNDS	.00
2023 044-171-000	ESTIMATED REVENUE	.00
2023 044-171-100	BUDGETED FUND BALANCE	.00

TOTAL ASSETS		16,840.90
		16,840.90
LIABILITIES:		
2023 044-202-000	ACCOUNTS PAYABLE	.00
2023 044-202-100	SALARIES PAYABLE	.00
2023 044-241-000	ESTIMATED EXPENDITURES	.00
2023 044-241-100	BUDGETED FUND BALANCE	.00

TOTAL LIABILITIES		.00
FUND EQUITY:		
	FUND BALANCE	16,285.08
	REALIZED REVENUE	555.82
	LESS EXPENDITURES	.00

TOTAL FUND EQUITY		16,840.90
TOTAL LIABILITIES/FUND EQUITY		16,840.90

BUDGET COMPARISON FOR SEPTEMBER
 ARCHIVE FUND-DISTRICT CLERK

ACCOUNT NO	ACCOUNT NAME	ENCUMBRANCE	CURRENT BUDGET	PREVIOUS M-T-D	** ACTUAL M-T-D	** ACTUAL Y-T-D	**** ACTUAL REMAINING	***** PERCENT
2023 044-340-347	DISTRICT CLERK FEES	.00	1,850.00-	.00	.00	.00	1,850.00-	100.00
2023 044-340-348	DIST CLERK CCL FEES	.00	1,530.00-	.00	.00	.00	1,530.00-	100.00
2023 044-360-100	INTEREST EARNED	.00	5.00-	440.69-	115.13-	555.82-	550.82	1016.40
2023 044-370-100	OTHER REVENUE	.00	.00	.00	.00	.00	.00	.00
	*** TOTAL REVENUES	.00	3,385.00-	440.69-	115.13-	555.82-	2,829.18-	83.58
2023 044-450-450	MAINTENANCE	.00	.00	.00	.00	.00	.00	.00
2023 044-630-341	ARCHIVE EXPENSE	.00	3,385.00	.00	.00	.00	3,385.00	100.00
	EXPENDITURES ARCHIVE F	.00	3,385.00	.00	.00	.00	3,385.00	100.00
	*** TOTAL EXPENSES	.00	3,385.00	.00	.00	.00	3,385.00	100.00

BROWN COUNTY
 TRIAL BALANCE SHEET - RECORDS ARCHIVE FUND
 SEPTEMBER

YEAR-TO-DATE

ASSETS:		
2023 045-103-000 CASH IN BANK	2,039.78	
2023 045-103-201 CERTIFICATE OF DEPOSIT	39,558.67	
2023 045-115-000 ACCOUNTS RECEIVABLE	1,123.07	
2023 045-131-000 DUE TO AND FROM OTHER FUNDS	.00	
2023 045-171-000 ESTIMATED REVENUE	.00	
2023 045-171-100 BUDGETED FUND BALANCE	.00	

TOTAL ASSETS	40,475.38	40,475.38
LIABILITIES:		
2023 045-202-000 ACCOUNTS PAYABLE	.00	
2023 045-202-100 SALARIES PAYABLE	.00	
2023 045-241-000 ESTIMATED EXPENDITURES	.00	
2023 045-241-100 BUDGETED FUND BALANCE	.00	

TOTAL LIABILITIES	.00	
FUND EQUITY:		
FUND BALANCE	113,520.30	
REALIZED REVENUE	76,455.08	
LESS EXPENDITURES	149,500.00	

TOTAL FUND EQUITY	40,475.38	
TOTAL LIABILITIES/FUND EQUITY		40,475.38

BUDGET COMPARISON FOR SEPTEMBER
RECORDS ARCHIVE FUND

ACCOUNT NO	ACCOUNT NAME	ENCUMBRANCE	CURRENT BUDGET	PREVIOUS M-T-D	** ACTUAL M-T-D **	** ACTUAL Y-T-D **	**** ACTUAL REMAINING	***** PERCENT
2023 045-340-395	FEES CO CLERK LAND	.00	.00	.00	.00	.00	.00	.00
2023 045-340-399	FEES COUNTY COURT	.00	785.00-	.00	.00	.00	785.00-	100.00
2023 045-340-400	FEES - COUNTY CLERK	.00	89,880.00-	60,150.00-	12,630.00-	72,780.00-	17,100.00-	19.03
2023 045-340-401	FEES-CO CLK-CC	.00	307.00-	.00	.00	.00	307.00-	100.00
2023 045-360-100	INTEREST INCOME	.00	120.00-	3,167.23-	507.85-	3,675.08-	3,555.08	2962.57
2023 045-360-101	CD INTEREST	.00	.00	.00	.00	.00	.00	.00
	*** TOTAL REVENUES	.00	91,092.00-	63,317.23-	13,137.85-	76,455.08-	14,636.92-	16.07
2023 045-403-450	MAINTENANCE	.00	.00	.00	.00	.00	.00	.00
2023 045-630-341	ARCHIVE EXPENSE	.00	149,500.00	49,500.00	100,000.00	149,500.00	.00	.00
	EXPENDITURES REC ARCHI	.00	149,500.00	49,500.00	100,000.00	149,500.00	.00	.00
	*** TOTAL EXPENSES	.00	149,500.00	49,500.00	100,000.00	149,500.00	.00	.00

BROWN COUNTY
 TRIAL BALANCE SHEET - DIST CLERK RCDS PRESERVATION
 SEPTEMBER

	YEAR-TO-DATE	
ASSETS:		
2023 046-103-000 CASH IN BANK	7,073.73	
2023 046-103-201 CERTIFICATES OF DEPOSIT	116,560.84	
2023 046-115-000 ACCOUNTS RECEIVABLE	286.29	
2023 046-131-000 DUE TO AND FROM OTHER FUND	.00	
2023 046-171-000 ESTIMATED REVENUES	.00	
2023 046-171-100 BUDGETED FUND BALANCE	.00	

TOTAL ASSETS	123,348.28	123,348.28
LIABILITIES:		
2023 046-202-000 ACCOUNTS PAYABLE	.00	
2023 046-202-100 SALARIES PAYABLE	.00	
2023 046-241-000 ESTIMATED EXPENDITURES	.00	
2023 046-241-100 BUDGETED FUND BALANCE	.00	

TOTAL LIABILITIES	.00	
FUND EQUITY:		
FUND BALANCE	118,145.77	
REALIZED REVENUE	5,202.51	
LESS EXPENDITURES	.00	

TOTAL FUND EQUITY	123,348.28	
TOTAL LIABILITIES/FUND EQUITY		123,348.28

BUDGET COMPARISON FOR SEPTEMBER
DIST CLERK RCDS PRESERVATION

ACCOUNT NO	ACCOUNT NAME	ENCUMBRANCE	CURRENT BUDGET	PREVIOUS M-T-D	** ACTUAL M-T-D **	** ACTUAL Y-T-D **	**** ACTUAL REMAINING PERCENT *****
2023 046-340-347	DISTRICT CLERK FEES	.00	4,089.00-	930.16-	73.11-	1,003.27-	3,085.73- 75.46
2023 046-340-348	DIST CLERK CCL FEES	.00	2,900.00-	.00	.00	.00	2,900.00- 100.00
2023 046-340-405	TRANSFERS FROM GENERAL	.00	.00	.00	.00	.00	.00 .00
2023 046-360-100	INTEREST EARNED	.00	50.00-	3,377.80-	821.44-	4,199.24-	4,149.24 8298.48-
2023 046-360-101	C D INTEREST	.00	.00	.00	.00	.00	.00 .00
2023 046-370-100	OTHER REVENUE	.00	.00	.00	.00	.00	.00 .00
	*** TOTAL REVENUES	.00	7,039.00-	4,307.96-	894.55-	5,202.51-	1,836.49- 26.09
2023 046-450-101	SALARIES	.00	.00	.00	.00	.00	.00 .00
2023 046-450-201	FICA	.00	.00	.00	.00	.00	.00 .00
2023 046-450-206	UNEMPLOYMENT	.00	.00	.00	.00	.00	.00 .00
2023 046-450-310	DST CLK RCDS PRESERVAT	.00	6,039.00	.00	.00	.00	6,039.00 100.00
2023 046-450-499	DIST CLERK MISC	.00	1,000.00	.00	.00	.00	1,000.00 100.00
	DST CLERK RCDS PRESERV	.00	7,039.00	.00	.00	.00	7,039.00 100.00
	*** TOTAL EXPENSES	.00	7,039.00	.00	.00	.00	7,039.00 100.00

BROWN COUNTY
 TRIAL BALANCE SHEET - STATE DISBURSEMENT FUND
 SEPTEMBER

YEAR-TO-DATE

ASSETS:		
2023 047-103-000 CASH IN BANK	5,776.38	
2023 047-103-201 CERTIFICATES OF DEPOSIT	.00	
2023 047-115-000 ACCOUNTS RECEIVABLE	23.78	
2023 047-131-000 DUE TO AND FROM OTHER FUNDS	.00	
2023 047-171-000 ESTIMATED REVENUES	.00	
2023 047-171-100 BUDGETED FUND BALANCE	.00	

TOTAL ASSETS	5,752.60	5,752.60
LIABILITIES:		
2023 047-202-000 ACCOUNTS PAYABLE	.00	
2023 047-241-000 ESTIMATED EXPENDITURES	.00	
2023 047-241-100 BUDGETED FUND BALANCE	.00	

TOTAL LIABILITIES	.00	
FUND EQUITY:		
FUND BALANCE	5,658.48	
REALIZED REVENUE	144.12	
LESS EXPENDITURES	50.00	

TOTAL FUND EQUITY	5,752.60	
TOTAL LIABILITIES/FUND EQUITY		5,752.60

BUDGET COMPARISON FOR SEPTEMBER
STATE DISBURSEMENT FUND

ACCOUNT NO	ACCOUNT NAME	ENCUMBRANCE	CURRENT BUDGET	PREVIOUS M-T-D	** ACTUAL M-T-D	** ACTUAL Y-T-D	**** ACTUAL REMAINING	***** PERCENT
2023 047-340-347	DC SDU FEES	.00	45.00-	.00	.00	.00	45.00-	100.00
2023 047-360-100	INTEREST INCOME	.00	1.00-	101.48-	42.64-	144.12-	143.12	4312.00
	*** TOTAL REVENUES	.00	46.00-	101.48-	42.64-	144.12-	98.12	213.30
2023 047-450-341	OFFICE SUPPLIES	.00	46.00	50.00	.00	50.00	4.00-	8.70
2023 047-450-499	MISCELLANEOUS	.00	.00	.00	.00	.00	.00	.00
	*** TOTAL EXPENSES	.00	46.00	50.00	.00	50.00	4.00-	8.70

BROWN COUNTY
 TRIAL BALANCE SHEET - COURT RECORDS PRESERVATION FND
 SEPTEMBER

	YEAR-TO-DATE	
ASSETS:		
2023 048-103-000 CASH IN BANK	30,019.50	
2023 048-103-201 CERTIFICATES OF DEPOSIT	.00	
2023 048-115-000 ACCOUNTS RECEIVABLE	367.33	
2023 048-131-000 DUE TO AND FROM OTHER FUNDS	.00	
2023 048-171-000 ESTIMATED REVENUES	.00	
2023 048-171-100 BUDGETED FUND BALANCE	.00	

TOTAL ASSETS	30,386.83	30,386.83
LIABILITIES:		
2023 048-202-000 ACCOUNTS PAYABLE	.00	
2023 048-202-100 SALARIES PAYABLE	.00	
2023 048-241-000 ESTIMATED EXPENDITURES	.00	
2023 048-241-100 BUDGETED FUND BALANCE	.00	

TOTAL LIABILITIES	.00	
FUND EQUITY:		
FUND BALANCE	27,753.16	
REALIZED REVENUE	2,633.67	
LESS EXPENDITURES	.00	

TOTAL FUND EQUITY	30,386.83	
TOTAL LIABILITIES/FUND EQUITY		30,386.83

BUDGET COMPARISON FOR SEPTEMBER

COURT RECORDS PRESERVATION FND

ACCOUNT NO	ACCOUNT NAME	ENCUMBRANCE	CURRENT BUDGET	PREVIOUS M-T-D	** ACTUAL M-T-D **	** ACTUAL Y-T-D **	**** ACTUAL REMAINING	***** PERCENT
2023 048-340-395	FEES CO CLERK LAND	.00	.00	.00	.00	.00	.00	.00
2023 048-340-399	FEES COUNTY COURT	.00	.00	.00	.00	.00	.00	.00
2023 048-340-400	FEES-CO CLK-CC	.00	1,600.00-	.00	.00	.00	1,600.00-	100.00
2023 048-340-401	FEES-CO CLK-CCL	.00	600.00-	.00	.00	.00	600.00-	100.00
2023 048-340-402	CO CLERK PLAT FEE	.00	2,100.00-	1,500.00-	400.00-	1,900.00-	200.00-	9.52
2023 048-360-100	INTEREST INCOME	.00	5.00-	512.04-	221.63-	733.67-	728.67	4573.40
	*** TOTAL REVENUES	.00	4,305.00-	2,012.04-	621.63-	2,633.67-	1,671.33-	38.82
	EXPENDITURES VITAL REC	.00	.00	.00	.00	.00	.00	.00
2023 048-695-101	SALARIES	.00	.00	.00	.00	.00	.00	.00
2023 048-695-201	SOCIAL SECURITY	.00	.00	.00	.00	.00	.00	.00
2023 048-695-202	HOSPITAL INSURANCE	.00	.00	.00	.00	.00	.00	.00
2023 048-695-203	RETIREMENT	.00	.00	.00	.00	.00	.00	.00
2023 048-695-204	WORKERS COMPENSATION	.00	.00	.00	.00	.00	.00	.00
2023 048-695-206	UNEMPLOYMENT INSURANCE	.00	.00	.00	.00	.00	.00	.00
2023 048-695-310	OFFICE SUPPLIES	.00	250.00	.00	.00	.00	250.00	100.00
2023 048-695-311	XEROX EXPENSE	.00	600.00	.00	.00	.00	600.00	100.00
2023 048-695-341	PERMANENT RECORDS	.00	3,455.00	.00	.00	.00	3,455.00	100.00
2023 048-695-420	TELEPHONE	.00	.00	.00	.00	.00	.00	.00
2023 048-695-425	TRAVEL	.00	.00	.00	.00	.00	.00	.00
2023 048-695-450	MAINTENANCE	.00	.00	.00	.00	.00	.00	.00
2023 048-695-499	MISCELLANEOUS	.00	.00	.00	.00	.00	.00	.00
2023 048-695-570	EQUIPMENT	.00	.00	.00	.00	.00	.00	.00
	EXPENDITURES COURT RE	.00	4,305.00	.00	.00	.00	4,305.00	100.00
		.00	.00	.00	.00	.00	.00	.00
	*** TOTAL EXPENSES	.00	4,305.00	.00	.00	.00	4,305.00	100.00

BROWN COUNTY
 TRIAL BALANCE SHEET - SURVEYOR FEE FUND
 SEPTEMBER

YEAR-TO-DATE

ASSETS:		
2023 049-103-000 CASH IN BANK	1,001.11	
2023 049-103-201 CERTIFICATES OF DEPOSIT	.00	
2023 049-115-000 ACCOUNTS RECEIVABLE	400.00	
2023 049-171-000 ESTIMATED REVENUE	.00	
2023 049-171-100 BUDGETED FUND BALANCE	.00	

TOTAL ASSETS	601.11	601.11
LIABILITIES:		
2023 049-202-000 ACCOUNTS PAYABLE	500.00	
2023 049-202-100 SALARIES PAYABLE	80.34	
2023 049-241-000 ESTIMATED EXPENDITURES	.00	
2023 049-241-100 BUDGETED FUND BALANCE	.00	

TOTAL LIABILITIES	580.34	
FUND EQUITY:		
FUND BALANCE	1,680.34	
REALIZED REVENUE	498.89	
LESS EXPENDITURES	.00	

TOTAL FUND EQUITY	1,181.45	
TOTAL LIABILITIES/FUND EQUITY		601.11

BUDGET COMPARISON FOR SEPTEMBER

SURVEYOR FEE FUND

ACCOUNT NO	ACCOUNT NAME	ENCUMBRANCE	CURRENT BUDGET	PREVIOUS M-T-D	** ACTUAL ** M-T-D	** ACTUAL ** Y-T-D	**** ACTUAL **** REMAINING	***** PERCENT
2023 049-340-450	SURVEYOR RECORDS FEES	.00	2,500.00-	1,506.72	1,000.00-	506.72	3,006.72-	120.27
2023 049-360-100	INTEREST	.00	.00	7.83-	.00	7.83-	7.83	.00
2023 049-370-100	OTHER REVENUE	.00	.00	.00	.00	.00	.00	.00
	*** TOTAL REVENUES	.00	2,500.00-	1,498.89	1,000.00-	498.89	2,998.89-	119.96
2023 049-404-101	SALARIES	.00	.00	.00	.00	.00	.00	.00
2023 049-404-201	SOCIAL SECURITY	.00	.00	.00	.00	.00	.00	.00
2023 049-404-203	RETIREMENT	.00	.00	.00	.00	.00	.00	.00
2023 049-404-330	SURVEYOR EXPENSE	.00	2,500.00	.00	.00	.00	2,500.00	100.00
	SURVEYOR EXPENSE	.00	2,500.00	.00	.00	.00	2,500.00	100.00
		.00	.00	.00	.00	.00	.00	.00
	*** TOTAL EXPENSES	.00	2,500.00	.00	.00	.00	2,500.00	100.00

BROWN COUNTY
 TRIAL BALANCE SHEET - LAW LIBRARY FUND
 SEPTEMBER

YEAR-TO-DATE

ASSETS:		
2023 050-103-000 CASH IN BANK	23,749.73	
2023 050-103-201 CERTIFICATES OF DEPOSIT	.00	
2023 050-115-000 ACCOUNTS RECEIVABLE	545.47	
2023 050-131-000 DUE TO AND FROM OTHER FUNDS	20,100.00	
2023 050-171-000 ESTIMATED REVENUES	.00	
2023 050-171-100 BUDGETED FUND BALANCE	.00	

TOTAL ASSETS	4,195.20	4,195.20
LIABILITIES:		
2023 050-202-000 ACCOUNTS PAYABLE	1,197.12	
2023 050-241-000 ESTIMATED EXPENDITURES	.00	
2023 050-241-100 BUDGETED FUND BALANCE	.00	

TOTAL LIABILITIES	1,197.12	
FUND EQUITY:		
FUND BALANCE	10,693.54	
REALIZED REVENUE	23,583.17	
LESS EXPENDITURES	9,891.55	

TOTAL FUND EQUITY	2,998.08	
TOTAL LIABILITIES/FUND EQUITY		4,195.20

BUDGET COMPARISON FOR SEPTEMBER

LAW LIBRARY FUND

ACCOUNT NO	ACCOUNT NAME	ENCUMBRANCE	CURRENT BUDGET	PREVIOUS M-T-D	** ACTUAL M-T-D **	** ACTUAL Y-T-D **	**** ACTUAL REMAINING PERCENT ****
2023 050-340-347	FEES-DST CLK-DC	.00	7,650.00-	12,670.00-	3,605.00-	16,275.00-	8,625.00 112.75
2023 050-340-348	FEES-DST CLK-CCL	.00	6,800.00-	.00	.00	.00	6,800.00- 100.00
2023 050-340-400	FEES-CO CLK-CC	.00	5,460.00-	.00	595.00-	595.00-	4,865.00- 89.10
2023 050-340-401	FEES-CO CLK-CCL	.00	2,150.00-	.00	.00	.00	2,150.00- 100.00
2023 050-340-402	CIVIL LAW LIBRARY 2022	.00	.00	4,900.00-	735.00-	5,635.00-	5,635.00 .00
2023 050-340-403	CCL LIBRARY 2022	.00	.00	595.00-	.00	595.00-	595.00 .00
2023 050-340-405	TRANSFERS FROM GENERAL	.00	35,000.00-	.00	.00	.00	35,000.00- 100.00
2023 050-360-100	INTEREST INCOME	.00	1.00-	316.72-	166.45-	483.17-	482.17 8217.00
	*** TOTAL REVENUES	.00	57,061.00-	18,481.72-	5,101.45-	23,583.17-	33,477.83- 58.67
2023 050-650-570	LAW LIBRARY EQUIPMENT	.00	.00	202.30-	1,466.00	1,263.70	1,263.70- .00
2023 050-650-571	LEGAL RESEARCH EXPENSE	.00	57,061.00	7,330.00	1,297.85	8,627.85	48,433.15 84.88
	EXPENDITURES LAW LIBRA	.00	57,061.00	7,127.70	2,763.85	9,891.55	47,169.45 82.66
	*** TOTAL EXPENSES	.00	57,061.00	7,127.70	2,763.85	9,891.55	47,169.45 82.66

BROWN COUNTY
 TRIAL BALANCE SHEET - DIST ATTY PROFESSIONAL FUND
 SEPTEMBER

	YEAR-TO-DATE	
ASSETS:		
2023 053-103-000 CASH IN BANK	9,893.80	
2023 053-115-000 ACCOUNTS RECEIVABLE	4,290.21	
2023 053-131-000 DUE TO AND FROM OTHER FUNDS	.00	
2023 053-171-000 ESTIMATED REVENUE	.00	
2023 053-171-100	.00	

TOTAL ASSETS	14,184.01	14,184.01
LIABILITIES:		
2023 053-202-000 ACCOUNTS PAYABLE	.00	
2023 053-202-100 SALARIES PAYABLE	.00	
2023 053-241-000 ESTIMATED EXPENDITURES	.00	
2023 053-241-100 BUDGETED FUND BALANCE	.00	

TOTAL LIABILITIES	.00	
FUND EQUITY:		
FUND BALANCE	7,047.19	
REALIZED REVENUE	11,673.12	
LESS EXPENDITURES	4,536.30	

TOTAL FUND EQUITY	14,184.01	
TOTAL LIABILITIES/FUND EQUITY		14,184.01

BUDGET COMPARISON FOR SEPTEMBER

DIST ATTY PROFESSIONAL FUND

ACCOUNT NO	ACCOUNT NAME	ENCUMBRANCE	CURRENT BUDGET	PREVIOUS M-T-D	** ACTUAL M-T-D	** ACTUAL Y-T-D	**** ACTUAL REMAINING	***** PERCENT
2023 053-321-340	BONDS	.00	.00	815.89-	4,261.64-	5,077.53-	5,077.53	.00
2023 053-321-341	GRANT FUNDING	.00	.00	.00	.00	.00	.00	.00
2023 053-321-343	PROBATION CONTRIBUTION	.00	.00	.00	.00	.00	.00	.00
2023 053-321-345	COUNTY CONTRIBUTION	.00	.00	.00	.00	.00	.00	.00
2023 053-360-100	INTEREST EARNED	.00	.00	146.51-	58.45-	204.96-	204.96	.00
2023 053-370-100	OTHER REVENUE	.00	9,796.00-	4,345.53-	2,045.10-	6,390.63-	3,405.37-	34.76
2023 053-395-800	BUDGETED FUND BALANCE	.00	.00	.00	.00	.00	.00	.00
	*** TOTAL REVENUES	.00	9,796.00-	5,307.93-	6,365.19-	11,673.12-	1,877.12	19.16
2023 053-476-101	SALARIES	.00	.00	.00	.00	.00	.00	.00
2023 053-476-201	FICA/MED	.00	.00	.00	.00	.00	.00	.00
2023 053-476-203	RETIREMENT	.00	.00	.00	.00	.00	.00	.00
2023 053-476-204	WORKERS COMPENSATION	.00	.00	.00	.00	.00	.00	.00
2023 053-476-206	UNEMPLOYMENT	.00	.00	.00	.00	.00	.00	.00
2023 053-476-310	OFFICE SUPPLIES	.00	.00	.00	.00	.00	.00	.00
2023 053-476-425	TRAVEL	.00	.00	.00	.00	.00	.00	.00
2023 053-476-499	MISCELLANEOUS	.00	9,796.00	4,536.30	.00	4,536.30	5,259.70	53.69
2023 053-476-570	EQUIPMENT	.00	.00	.00	.00	.00	.00	.00
	TOTAL EXPENDITURES	.00	9,796.00	4,536.30	.00	4,536.30	5,259.70	53.69
2023 053-560-101	SALARY	.00	.00	.00	.00	.00	.00	.00
2023 053-560-103	CERTIFICATION PAY	.00	.00	.00	.00	.00	.00	.00
2023 053-560-104	OVERTIME REGULAR	.00	.00	.00	.00	.00	.00	.00
2023 053-560-201	FICA/MED	.00	.00	.00	.00	.00	.00	.00
2023 053-560-202	HOSPITALIZATION	.00	.00	.00	.00	.00	.00	.00
2023 053-560-203	RETIREMENT	.00	.00	.00	.00	.00	.00	.00
2023 053-560-204	WORKERS COMPENSATION I	.00	.00	.00	.00	.00	.00	.00
2023 053-560-205	LIFE INSURANCE	.00	.00	.00	.00	.00	.00	.00
2023 053-560-206	UNEMPLOYMENT INSURANCE	.00	.00	.00	.00	.00	.00	.00
2023 053-560-331	CAR EXPENSE	.00	.00	.00	.00	.00	.00	.00
2023 053-560-425	TRAVEL/TRAINING	.00	.00	.00	.00	.00	.00	.00
2023 053-560-482	UNIFORM ALLOWANCE	.00	.00	.00	.00	.00	.00	.00
2023 053-560-570	EQUIPMENT	.00	.00	.00	.00	.00	.00	.00
	EXPENDITURES ENVIRON.	.00	.00	.00	.00	.00	.00	.00
	*** TOTAL EXPENSES	.00	9,796.00	4,536.30	.00	4,536.30	5,259.70	53.69

BROWN COUNTY
 TRIAL BALANCE SHEET - VIOLENCE AGAINST WOMEN FUND
 SEPTEMBER

YEAR-TO-DATE

ASSETS:		
2023 054-103-000 CASH IN BANK	.00	
2023 054-115-000 ACCOUNTS RECEIVABLE	.00	
2023 054-131-000 DUE TO AND FROM OTHER FUNDS	72,327.55	
2023 054-171-000 ESTIMATED REVENUE	.00	
2023 054-171-100 BUDGETED FUND BALANCE	.00	

TOTAL ASSETS	72,327.55	72,327.55
LIABILITIES:		
2023 054-202-000 ACCOUNTS PAYABLE	.00	
2023 054-202-100 SALARIES PAYABLE	.00	
2023 054-241-000 ESTIMATED EXPENDITURES	.00	
2023 054-241-100 BUDGETED FUND BALANCE	.00	

TOTAL LIABILITIES	.00	
FUND EQUITY:		
FUND BALANCE	72,327.55	
REALIZED REVENUE	.00	
LESS EXPENDITURES	.00	

TOTAL FUND EQUITY	72,327.55	
TOTAL LIABILITIES/FUND EQUITY		72,327.55

1/28/2024 10:20 AM
 tyretext@here

BUDGET COMPARISON FOR SEPTEMBER

VIOLENCE AGAINST WOMEN FUND

ACCOUNT NO	ACCOUNT NAME	ENCUMBRANCE	CURRENT BUDGET	PREVIOUS M-T-D	** ACTUAL M-T-D **	** ACTUAL Y-T-D **	**** ACTUAL REMAINING PERCENT *****
2023 054-321-341	COURT PROJECT GRANT FU	.00	.00	.00	.00	.00	.00 .00
2023 054-321-342	TASK FORCE GRANT FUNDI	.00	.00	.00	.00	.00	.00 .00
2023 054-321-343	VAWA OFFICER GRANT FUN	.00	.00	.00	.00	.00	.00 .00
2023 054-321-345	TRANSFERS FROM GENERAL	.00	.00	.00	.00	.00	.00 .00
2023 054-360-100	INTEREST EARNED	.00	.00	.00	.00	.00	.00 .00
2023 054-370-100	OTHER REVENUE	.00	.00	.00	.00	.00	.00 .00
	*** TOTAL REVENUES	.00	.00	.00	.00	.00	.00 .00
2023 054-560-000	VAWA OFFICER PROJECT	.00	.00	.00	.00	.00	.00 .00
2023 054-560-101	SALARY	.00	.00	.00	.00	.00	.00 .00
2023 054-560-103	CERT PAY VAWA	.00	.00	.00	.00	.00	.00 .00
2023 054-560-104	OVERTIME	.00	.00	.00	.00	.00	.00 .00
2023 054-560-110	CID PAY	.00	.00	.00	.00	.00	.00 .00
2023 054-560-201	FICA/MED	.00	.00	.00	.00	.00	.00 .00
2023 054-560-202	HOSPITALIZATION	.00	.00	.00	.00	.00	.00 .00
2023 054-560-203	RETIREMENT	.00	.00	.00	.00	.00	.00 .00
2023 054-560-205	LIFE INSURANCE	.00	.00	.00	.00	.00	.00 .00
2023 054-560-331	OPERATING EXPENSE	.00	.00	.00	.00	.00	.00 .00
2023 054-560-420	TELEPHONE	.00	.00	.00	.00	.00	.00 .00
2023 054-560-425	TRAVEL/TRAINING	.00	.00	.00	.00	.00	.00 .00
2023 054-560-482	CLOTHING ALLOWANCE	.00	.00	.00	.00	.00	.00 .00
2023 054-560-570	EQUIPMENT	.00	.00	.00	.00	.00	.00 .00
	EXPENDITURES OFFICER	.00	.00	.00	.00	.00	.00 .00
2023 054-701-000	VAWA COURT PROJECT	.00	.00	.00	.00	.00	.00 .00
2023 054-701-310	SUPPLIES	.00	.00	.00	.00	.00	.00 .00
2023 054-701-400	PROFESSIONAL SERVICES	.00	.00	.00	.00	.00	.00 .00
2023 054-701-425	TRAVEL/TRAINING	.00	.00	.00	.00	.00	.00 .00
	EXPENDITURES COURT PRO	.00	.00	.00	.00	.00	.00 .00
2023 054-801-000	VAWA TASK FORCE	.00	.00	.00	.00	.00	.00 .00
2023 054-801-101	SALARIES	.00	.00	.00	.00	.00	.00 .00
2023 054-801-201	FICA/MED	.00	.00	.00	.00	.00	.00 .00
2023 054-801-203	RETIREMENT	.00	.00	.00	.00	.00	.00 .00
2023 054-801-204	WORKERS COMPENSATION	.00	.00	.00	.00	.00	.00 .00
2023 054-801-205	DENTAL INSURANCE	.00	.00	.00	.00	.00	.00 .00
2023 054-801-206	UNEMPLOYMENT INSURANCE	.00	.00	.00	.00	.00	.00 .00
2023 054-801-310	SUPPLIES	.00	.00	.00	.00	.00	.00 .00
2023 054-801-425	TRAVEL/TRAINING	.00	.00	.00	.00	.00	.00 .00
2023 054-801-570	EQUIPMENT	.00	.00	.00	.00	.00	.00 .00
	EXPENDITURES TASK FORC	.00	.00	.00	.00	.00	.00 .00
	*** TOTAL EXPENSES	.00	.00	.00	.00	.00	.00 .00

103
type text here

	YEAR-TO-DATE	
ASSETS:		
2023 055-103-000 CASH IN BANK	1,385,425.73	
2023 055-103-201 CERTIFICATES OF DEPOSIT	.00	
2023 055-115-000 ACCOUNTS RECEIVABLE	5,241.03	
2023 055-131-000 DUE TO AND FROM OTHER FUNDS	2,726,393.22-	
2023 055-171-000 ESTIMATED REVENUE	.00	
2023 055-171-100 BUDGETED FUND BALANCE	.00	

TOTAL ASSETS	1,335,726.46-	1,335,726.46-
LIABILITIES:		
2023 055-202-000 ACCOUNTS PAYABLE	.00	
2023 055-202-100 SALARIES PAYABLE	.00	
2023 055-241-000 ESTIMATED EXPENDITURES	.00	
2023 055-241-100 BUDGETED FUND BALANCE	.00	

TOTAL LIABILITIES	.00	
FUND EQUITY:		
FUND BALANCE	2,236,443.25	
REALIZED REVENUE	913,678.58-	
LESS EXPENDITURES	12,961.79	

TOTAL FUND EQUITY	1,335,726.46	
TOTAL LIABILITIES/FUND EQUITY		1,335,726.46

FEMA

ACCOUNT NO	ACCOUNT NAME	ENCUMBRANCE	CURRENT BUDGET	PREVIOUS M-T-D	** ACTUAL M-T-D **	** ACTUAL Y-T-D **	**** ACTUAL REMAINING	***** PERCENT
2023 055-330-300	FEMA FUNDING ADMIN FEE	.00	.00	.00	.00	.00	.00	.00
2023 055-330-301	FEMA FUNDING PCT 1	.00	.00	.00	.00	.00	.00	.00
2023 055-330-302	FEMA FUNDING PCT 2	.00	.00	.00	.00	.00	.00	.00
2023 055-330-303	FEMA FUNDING PCT 3	.00	.00	.00	106,678.69-	106,678.69-	106,678.69	.00
2023 055-330-304	FEMA FUNDING PCT 4	.00	.00	387,570.96-	265,554.08-	653,125.04-	653,125.04	.00
2023 055-330-305	CTIF GRANT PRECINCT 1	.00	.00	.00	.00	.00	.00	.00
2023 055-330-306	CTIF GRANT PRECINCT 2	.00	.00	.00	.00	.00	.00	.00
2023 055-330-307	LWCR GRANT PRECINCT 3	.00	.00	121,668.00-	.00	121,668.00-	121,668.00	.00
2023 055-330-308	CTIF GRANT PRECINCT 4	.00	.00	.00	.00	.00	.00	.00
2023 055-330-309	DR-4586 2021	.00	.00	.00	.00	.00	.00	.00
2023 055-335-300	MITIGATION PROCEEDS	.00	.00	.00	.00	.00	.00	.00
2023 055-360-100	INTEREST INCOME	.00	.00	18,097.80-	9,732.74-	27,830.54-	27,830.54	.00
2023 055-360-101	CD INTEREST	.00	.00	.00	.00	.00	.00	.00
2023 055-370-100	OTHER REVENUE	.00	.00	4,376.31-	.00	4,376.31-	4,376.31	.00
2023 055-390-800	PRIOR FUND BALANCE	.00	492,104.00-	.00	.00	.00	492,104.00-	100.00
	*** TOTAL REVENUES	.00	492,104.00-	531,713.07-	381,965.51-	913,678.58-	421,574.58	85.67-
2023 055-610-000	FEMA ADMIN EXPENSE	.00	.00	.00	.00	.00	.00	.00
2023 055-610-101	ADMIN SALARIES	.00	18,446.00	.00	.00	.00	18,446.00	100.00
2023 055-610-201	FICA/MED	.00	.00	.00	.00	.00	.00	.00
2023 055-610-310	ADMIN OFFICE SUPPLIES	.00	.00	.00	.00	.00	.00	.00
2023 055-610-400	MITIGATION EXPENSE	.00	.00	.00	.00	.00	.00	.00
2023 055-610-425	TRAVEL EXPENSE	.00	.00	.00	.00	.00	.00	.00
2023 055-610-499	ADMIN EXPENSE	.00	.00	.00	.00	.00	.00	.00
	TOTAL ADMIN EXPENSE	.00	18,446.00	.00	.00	.00	18,446.00	100.00
2023 055-620-000	FEMA ROAD REPAIRS	.00	.00	.00	.00	.00	.00	.00
2023 055-621-331	REPAIRS PCT 1	.00	.00	.00	.00	.00	.00	.00
2023 055-621-332	CTIF GRANT PRECINCT 1	.00	.00	.00	.00	.00	.00	.00
2023 055-622-331	REPAIRS PCT 2	.00	2,465.00	.00	.00	.00	2,465.00	100.00
2023 055-622-332	CTIF GRANT PRECINCT 2	.00	12,767.00	.00	.00	.00	12,767.00	100.00
2023 055-623-331	REPAIRS PCT 3	.00	75,497.00	50,000.00	.00	50,000.00	25,497.00	33.77
2023 055-623-332	CTIF GRANT PRECINCT 3	.00	38,966.00	.00	.00	.00	38,966.00	100.00
2023 055-624-331	REPAIRS PCT 4	.00	343,963.00	302,592.29-	265,554.08	37,038.21-	381,001.21	110.77
2023 055-624-332	CTIF GRANT PRECINCT 4	.00	.00	.00	.00	.00	.00	.00
	TOTAL REPAIR EXPENSE	.00	473,658.00	252,592.29-	265,554.08	12,961.79	460,696.21	97.26
	*** TOTAL EXPENSES	.00	492,104.00	252,592.29-	265,554.08	12,961.79	479,142.21	97.37

105

BROWN COUNTY
 TRIAL BALANCE SHEET - COUNTY CLERK TECH FUND
 SEPTEMBER

YEAR-TO-DATE

ASSETS:		
2023 056-103-000	CASH IN BANK	368.87
2023 056-103-201	CERTIFICATE OF DEPOSIT	.00
2023 056-115-000	ACCOUNTS RECEIVABLE	56.36
2023 056-131-000	DUE TO AND FROM OTHER FUNDS	.00
2023 056-171-000	ESTIMATED REVENUE	.00
2023 056-171-100	BUDGETED FUND BALANCE	.00

TOTAL ASSETS		425.23
		425.23
LIABILITIES:		
2023 056-202-000	ACCOUNTS PAYABLE	.00
2023 056-202-100	SALARIES PAYABLE	.00
2023 056-241-000	ESTIMATED EXPENDITURES	.00
2023 056-241-100	BUDGETED FUND BALANCE	.00

TOTAL LIABILITIES		.00
FUND EQUITY:		
	FUND BALANCE	396.09
	REALIZED REVENUE	626.14
	LESS EXPENDITURES	597.00

TOTAL FUND EQUITY		425.23
TOTAL LIABILITIES/FUND EQUITY		425.23

BUDGET COMPARISON FOR SEPTEMBER

COUNTY CLERK TECH FUND

ACCOUNT NO	ACCOUNT NAME	ENCUMBRANCE	CURRENT BUDGET	PREVIOUS M-T-D	** ACTUAL M-T-D **	** ACTUAL Y-T-D **	**** ACTUAL REMAINING	***** PERCENT
2023 056-340-399	FEES COUNTY COURT	.00	.00	.00	.00	.00	.00	.00
2023 056-340-400	FEES COUNTY CLERK	.00	504.00-	487.64-	124.64-	612.28-	108.28	21.48
2023 056-340-401	FEES CCL	.00	93.00-	9.37-	.64-	10.01-	82.99-	89.24
2023 056-360-100	INTEREST INCOME	.00	.00	3.85-	.00	3.85-	3.85	.00
	*** TOTAL REVENUES	.00	597.00-	500.86-	125.28-	626.14-	29.14	4.88
2023 056-403-450	MAINTENANCE	.00	376.00	.00	.00	.00	376.00	100.00
2023 056-409-499	TECH EXPENSE	.00	221.00	597.00	.00	597.00	376.00-	170.14
	EXPENDITURES CC TECH F	.00	597.00	597.00	.00	597.00	.00	.00
	*** TOTAL EXPENSES	.00	597.00	597.00	.00	597.00	.00	.00

BROWN COUNTY
 TRIAL BALANCE SHEET - DISTRICT CLERK TECH FUND
 SEPTEMBER

	YEAR-TO-DATE	
ASSETS:		
2023 057-103-000 CASH IN BANK	1,705.13	
2023 057-103-201 CERTIFICATE OF DEPOSIT	.00	
2023 057-115-000 ACCOUNTS RECEIVABLE	2.05	
2023 057-131-000 DUE TO AND FROM OTHER FUNDS	.00	
2023 057-171-000 ESTIMATED REVENUE	.00	
2023 057-171-100 BUDGETED FUND BALANCE	.00	

TOTAL ASSETS	1,707.18	1,707.18
LIABILITIES:		
2023 057-202-000 ACCOUNTS PAYABLE	.00	
2023 057-202-100 SALARIES PAYABLE	.00	
2023 057-241-000 ESTIMATED EXPENDITURES	.00	
2023 057-241-100 BUDGETED FUND BALANCE	.00	

TOTAL LIABILITIES	.00	
FUND EQUITY:		
FUND BALANCE	1,132.93	
REALIZED REVENUE	574.25	
LESS EXPENDITURES	.00	

TOTAL FUND EQUITY	1,707.18	
TOTAL LIABILITIES/FUND EQUITY		1,707.18

BUDGET COMPARISON FOR SEPTEMBER
DISTRICT CLERK TECH FUND

ACCOUNT NO.	ACCOUNT NAME	ENCUMBRANCE	CURRENT BUDGET	PREVIOUS M-T-D	** ACTUAL M-T-D **	** ACTUAL Y-T-D **	**** ACTUAL REMAINING	***** PERCENT
2023 057-340-347	FEES DISTRICT COURT	.00	551.00-	476.00-	60.00-	536.00-	15.00-	2.72
2023 057-340-348	DISTRICT CCL FEES	.00	.00	.00	.00	.00	.00	.00
2023 057-360-100	INTEREST EARNED	.00	8.00-	25.85-	12.40-	38.25-	30.25	378.13
2023 057-370-100	OTHER REVENUE	.00	.00	.00	.00	.00	.00	.00
	*** TOTAL REVENUES	.00	559.00-	501.85-	72.40-	574.25-	15.25	2.73
2023 057-450-450	MAINTENANCE	.00	.00	.00	.00	.00	.00	.00
2023 057-450-499	TECH EXPENSE	.00	559.00	.00	.00	.00	559.00	100.00
	EXPENDITURES DC TECH F	.00	559.00	.00	.00	.00	559.00	100.00
	*** TOTAL EXPENSES	.00	559.00	.00	.00	.00	559.00	100.00

BROWN COUNTY
 TRIAL BALANCE SHEET - RURAL ADDRESSING FUND
 SEPTEMBER

YEAR-TO-DATE

ASSETS:		
2023 061-103-000 CASH IN BANK	16,177.95	
2023 061-115-000 ACCOUNTS RECEIVABLE	2,097.95	
2023 061-131-000 DUE TO/FROM OTHER FUNDS	11,100.00	
2023 061-171-100 BUDGETED FUND BALANCE	.00	

TOTAL ASSETS	2,980.00	2,980.00
LIABILITIES:		
2023 061-202-000 ACCOUNTS PAYABLE	.00	
2023 061-202-100 SALARIES PAYABLE	.00	
2023 061-207-000 DUE TO OTHER FUNDS	.00	
2023 061-241-100 BUDGETED FUND BALANCE	.00	

TOTAL LIABILITIES	.00	
FUND EQUITY:		
FUND BALANCE	2,980.00	
REALIZED REVENUE	.00	
LESS EXPENDITURES	.00	

TOTAL FUND EQUITY	2,980.00	
TOTAL LIABILITIES/FUND EQUITY		2,980.00

123T type text here
110

BUDGET COMPARISON FOR SEPTEMBER
RURAL ADDRESSING FUND

ACCOUNT NO	ACCOUNT NAME	ENCUMBRANCE	CURRENT BUDGET	PREVIOUS M-T-D	** ACTUAL M-T-D **	** ACTUAL Y-T-D **	**** ACTUAL REMAINING	***** PERCENT
2023 061-321-341	STATE GRANT FUNDS	.00	.00	.00	.00	.00	.00	.00
2023 061-360-100	INTEREST INCOME	.00	.00	.00	.00	.00	.00	.00
	*** TOTAL REVENUES	.00	.00	.00	.00	.00	.00	.00
2023 061-402-000	RURAL ADDRESSING FUND	.00	.00	.00	.00	.00	.00	.00
2023 061-402-101	SALARIES	.00	.00	.00	.00	.00	.00	.00
2023 061-402-201	SOCIAL SECURITY	.00	.00	.00	.00	.00	.00	.00
2023 061-402-202	HOSPITAL INSURANCE	.00	.00	.00	.00	.00	.00	.00
2023 061-402-203	RETIREMENT	.00	.00	.00	.00	.00	.00	.00
2023 061-402-204	WORKERS COMPENSATION	.00	.00	.00	.00	.00	.00	.00
2023 061-402-206	UNEMPLOYMENT	.00	.00	.00	.00	.00	.00	.00
2023 061-402-310	OFFICE SUPPLIES	.00	.00	.00	.00	.00	.00	.00
2023 061-402-331	SUPPLIES	.00	.00	.00	.00	.00	.00	.00
2023 061-402-421	COMMUNICATIONS	.00	.00	.00	.00	.00	.00	.00
2023 061-402-425	TRAVEL	.00	.00	.00	.00	.00	.00	.00
2023 061-402-430	RENT	.00	.00	.00	.00	.00	.00	.00
2023 061-402-450	MAINTENANCE	.00	.00	.00	.00	.00	.00	.00
2023 061-402-499	MISCELLANEOUS	.00	.00	.00	.00	.00	.00	.00
2023 061-402-570	EQUIPMENT	.00	.00	.00	.00	.00	.00	.00
	EXPENDITURES RURAL ADD	.00	.00	.00	.00	.00	.00	.00
	*** TOTAL EXPENSES	.00	.00	.00	.00	.00	.00	.00

BROWN COUNTY
 TRIAL BALANCE SHEET - CAPITAL PROJECTS FUND
 SEPTEMBER

YEAR-TO-DATE

ASSETS:

2023 062-103-000 CASH IN BANK	86,226.17	
2023 062-103-001 TEX-POOL CASH IN BANK	.00	
2023 062-103-201 CERTIFICATES OF DEPOSIT	.00	
2023 062-115-000 ACCOUNTS RECEIVABLE	.00	
2023 062-131-000 DUE TO AND FROM OTHER FUNDS	.00	
2023 062-171-000 ESTIMATED REVENUES	.00	
2023 062-171-100 BUDGETED FUND BALANCE	.00	

TOTAL ASSETS	86,226.17	86,226.17
--------------	-----------	-----------

LIABILITIES:

2023 062-202-000 ACCOUNTS PAYABLE	.00	
2023 062-241-000 ESTIMATED EXPENDITURES	.00	
2023 062-241-100 BUDGETED FUND BALANCE	.00	

TOTAL LIABILITIES	.00	
-------------------	-----	--

FUND EQUITY:

FUND BALANCE	134,316.74	
REALIZED REVENUE	647.47	
LESS EXPENDITURES	48,738.04	

TOTAL FUND EQUITY	86,226.17	
-------------------	-----------	--

TOTAL LIABILITIES/FUND EQUITY		86,226.17
-------------------------------	--	-----------

112

Type text here

Type text here

BUDGET COMPARISON FOR SEPTEMBER

CAPITAL PROJECTS FUND

ACCOUNT NO	ACCOUNT NAME	ENCUMBRANCE	CURRENT BUDGET	PREVIOUS M-T-D	** ACTUAL M-T-D **	** ACTUAL Y-T-D **	**** ACTUAL REMAINING PERCENT ****	***** PERCENT *****
2023 062-311-200	SALE OF TAX NOTES	.00	.00	.00	.00	.00	.00	.00
2023 062-321-200	2020 TAX NOTE	.00	.00	.00	.00	.00	.00	.00
2023 062-360-100	INTEREST INCOME	.00	.00	647.47-	.00	647.47-	647.47	.00
2023 062-370-100	OTHER FUNDING	.00	81,097.00-	.00	.00	.00	81,097.00-	100.00
2023 062-390-800	PRIOR FUND BALANCE	.00	134,317.00-	.00	.00	.00	134,317.00-	100.00
	*** TOTAL REVENUES	.00	215,414.00-	647.47-	.00	647.47-	214,766.53-	99.70
2023 062-510-000	ENERGY PERFORMANCE CON	.00	.00	.00	.00	.00	.00	.00
2023 062-510-450	EPC INSTALL/UPGRADES	.00	.00	.00	.00	.00	.00	.00
2023 062-510-570	EPC CONSTRUCTION	.00	.00	.00	.00	.00	.00	.00
	TOTAL EPC EXPENSE	.00	.00	.00	.00	.00	.00	.00
2023 062-511-000	MISC 2021 PROJECT EXPE	.00	.00	.00	.00	.00	.00	.00
2023 062-511-450	SHAWS MARKET PARKING L	.00	.00	.00	.00	.00	.00	.00
2023 062-511-510	COURTHOUSE 2021 PROJEC	.00	14,305.00	.00	.00	.00	14,305.00	100.00
2023 062-511-550	CONTINGENCY EXPENSES	.00	32,000.00	.00	.00	.00	32,000.00	100.00
	TOTAL MISC EXP	.00	46,305.00	.00	.00	.00	46,305.00	100.00
2023 062-600-000	CERTIFICATE EXPENSES	.00	.00	.00	.00	.00	.00	.00
2023 062-600-400	PROFESSIONAL SERVICE	.00	.00	.00	.00	.00	.00	.00
2023 062-600-450	OTHER EXPENSES	.00	.00	.00	.00	.00	.00	.00
2023 062-600-675	CERTIFICATE EXPENSE	.00	.00	.00	.00	.00	.00	.00
	EXPENDITURES CERTIFICA	.00	.00	.00	.00	.00	.00	.00
2023 062-621-000	PCT 1 INFASTRUCTURE EX	.00	.00	.00	.00	.00	.00	.00
2023 062-621-450	PCT 1 ROAD PROJECTS	.00	.00	.00	.00	.00	.00	.00
2023 062-621-451	PCT 1 2021 ROAD PROJEC	.00	.00	.00	.00	.00	.00	.00
	TOTAL PCT 1	.00	.00	.00	.00	.00	.00	.00
2023 062-622-000	PCT 2 INFASTRUCTURE EX	.00	.00	.00	.00	.00	.00	.00
2023 062-622-450	PCT 2 ROAD PROJECTS	.00	.00	.00	.00	.00	.00	.00
2023 062-622-451	PCT 2 2021 ROAD PROJEC	.00	.00	.00	.00	.00	.00	.00
	TOTAL PCT 2	.00	.00	.00	.00	.00	.00	.00
2023 062-623-000	PCT 3 INFASTRUCTURE EX	.00	.00	.00	.00	.00	.00	.00
2023 062-623-450	PCT 3 ROAD PROJECTS	.00	.00	.00	.00	.00	.00	.00
2023 062-623-451	PCT 3 2021 ROAD PROJEC	.00	.00	.00	.00	.00	.00	.00
	TOTAL PCT 3	.00	.00	.00	.00	.00	.00	.00
2023 062-624-000	PCT 4 INFASTRUCTURE EX	.00	.00	.00	.00	.00	.00	.00
2023 062-624-450	PCT 4 ROAD PROJECTS	.00	812.00	.00	.00	.00	812.00	100.00
2023 062-624-451	PCT 4 2021 ROAD PROJEC	.00	168,297.00	48,738.04	.00	48,738.04	119,558.96	71.04
	TOTAL PCT 4	.00	169,109.00	48,738.04	.00	48,738.04	120,370.96	71.18
	EXPENDITURES CAP. PROJ	.00	.00	.00	.00	.00	.00	.00
	*** TOTAL EXPENSES	.00	215,414.00	48,738.04	.00	48,738.04	166,675.96	77.37

113

BROWN COUNTY
 TRIAL BALANCE SHEET - EPP CO FUND
 SEPTEMBER

YEAR-TO-DATE

ASSETS:

2023	064-103-000	CASH IN BANK	34,057.97
2023	064-103-201	CERTIFICATE OF DEPOSIT	.00
2023	064-115-000	ACCOUNTS RECEIVABLE	121.77
2023	064-131-000	DUE TO AND FROM OTHER FUNDS	.00
2023	064-171-000	ESTIMATED REVENUE	.00
2023	064-171-100	BUDGETED FUND BALANCE	.00

TOTAL ASSETS

34,179.74

34,179.74

LIABILITIES:

2023	064-202-000	ACCOUNTS PAYABLE	157.33
2023	064-241-000	ESTIMATED EXPENDITURES	.00
2023	064-241-100	BUDGETED FUND BALANCE	.00

TOTAL LIABILITIES

157.33

FUND EQUITY:

	FUND BALANCE		33,489.28
	REALIZED REVENUE		847.79
	LESS EXPENDITURES		.00

TOTAL FUND EQUITY

34,337.07

TOTAL LIABILITIES/FUND EQUITY

34,179.74

BUDGET COMPARISON FOR SEPTEMBER
EPP CO FUND

ACCOUNT NO	ACCOUNT NAME	ENCUMBRANCE	CURRENT BUDGET	PREVIOUS M-T-D	** ACTUAL M-T-D	** ACTUAL Y-T-D	**** ACTUAL REMAINING	***** PERCENT
2023 064-311-200	SALE OF TAX NOTES	.00	.00	.00	.00	.00	.00	.00
2023 064-311-201	SALE OF 2017 TAX NOTE	.00	.00	.00	.00	.00	.00	.00
2023 064-321-200	SALE OF CERT OF OBLIGA	.00	.00	.00	.00	.00	.00	.00
2023 064-360-100	INTEREST INCOME	.00	.00	596.35-	251.44-	847.79-	847.79	.00
2023 064-370-100	OTHER FUNDING	.00	.00	.00	.00	.00	.00	.00
2023 064-390-800	PRIOR FUND BALANCE	.00	33,132.00-	.00	.00	.00	33,132.00-	100.00
	*** TOTAL REVENUES	.00	33,132.00-	596.35-	251.44-	847.79-	32,284.21-	97.44
2023 064-510-000	ENERGY PERF CONTRACT	.00	.00	.00	.00	.00	.00	.00
2023 064-510-570	ENERGY PERFORMANCE PRO	.00	33,132.00	.00	.00	.00	33,132.00	100.00
2023 064-510-571	DESIGN BUILD PROJECT	.00	.00	.00	.00	.00	.00	.00
	TOTAL EPC EXPENSE	.00	33,132.00	.00	.00	.00	33,132.00	100.00
2023 064-600-000	CERTIFICATE EXPENSES	.00	.00	.00	.00	.00	.00	.00
2023 064-600-400	PROFESSIONAL SERVICE	.00	.00	.00	.00	.00	.00	.00
2023 064-600-450	OTHER EXPENSES	.00	.00	.00	.00	.00	.00	.00
	TOTAL CERT EXPENSE	.00	.00	.00	.00	.00	.00	.00
	EXPENSE EPC	.00	.00	.00	.00	.00	.00	.00
	*** TOTAL EXPENSES	.00	33,132.00	.00	.00	.00	33,132.00	100.00

BROWN COUNTY
 TRIAL BALANCE SHEET - BUREAU OF JUSTICE BLOCK GRANT
 SEPTEMBER

YEAR-TO-DATE

ASSETS:		
2023 065-103-000	CASH IN BANK	2,555.79
2023 065-115-000	ACCOUNTS RECEIVABLE	7.78
2023 065-131-000	DUE TO/FROM OTHER FUNDS	.00
2023 065-171-000	ESTIMATED REVENUES	.00
2023 065-171-100	BUDGETED FUND BALANCE	.00

TOTAL ASSETS		2,563.57
		2,563.57
LIABILITIES:		
2023 065-202-000	ACCOUNTS PAYABLE	.00
2023 065-207-000	DUE TO OTHER FUNDS	.00
2023 065-241-000	ESTIMATED EXPENDITURES	.00
2023 065-241-100	BUDGETED FUND BALANCE	.00

TOTAL LIABILITIES		.00
FUND EQUITY:		
	FUND BALANCE	2,509.47
	REALIZED REVENUE	54.10
	LESS EXPENDITURES	.00

TOTAL FUND EQUITY		2,563.57
TOTAL LIABILITIES/FUND EQUITY		2,563.57

BUDGET COMPARISON FOR SEPTEMBER
BUREAU OF JUSTICE BLOCK GRANT

ACCOUNT NO	ACCOUNT NAME	ENCUMBRANCE	CURRENT BUDGET	PREVIOUS M-T-D	** ACTUAL M-T-D **	** ACTUAL Y-T-D **	**** ACTUAL REMAINING	***** PERCENT
2023 065-321-341	GRANT FUNDS	.00	.00	.00	.00	.00	.00	.00
2023 065-321-345	COUNTY MATCHING ALLOTM	.00	.00	.00	.00	.00	.00	.00
2023 065-360-100	INTEREST INCOME	.00	.00	38.05-	16.05-	54.10-	54.10	.00
2023 065-395-800	BUDGETED FUND BALANCE	.00	.00	.00	.00	.00	.00	.00
	*** TOTAL REVENUES	.00	.00	38.05-	16.05-	54.10-	54.10	.00
2023 065-560-425	TRAVEL	.00	.00	.00	.00	.00	.00	.00
2023 065-560-499	MISCELLANEOUS EQUIPMEN	.00	.00	.00	.00	.00	.00	.00
	GRANT EXPENDITURES	.00	.00	.00	.00	.00	.00	.00
	*** TOTAL EXPENSES	.00	.00	.00	.00	.00	.00	.00

BROWN COUNTY
 TRIAL BALANCE SHEET - SCAAP INMATE FUND
 SEPTEMBER

YEAR-TO-DATE

ASSETS:

2023 066-103-000 CASH IN BANK	18,044.91	
2023 066-115-000 ACCOUNTS RECEIVABLE	.00	
2023 066-171-000 ESTIMATED REVENUE	.00	
2023 066-171-100 BUDGETED FUND BALANCE	.00	

TOTAL ASSETS	18,044.91	18,044.91
--------------	-----------	-----------

LIABILITIES:

2023 066-202-000 ACCOUNTS PAYABLE	.00	
2023 066-241-000 ESTIMATED EXPENDITURES	.00	
2023 066-241-100 BUDGETED FUND BALANCE	.00	

TOTAL LIABILITIES	.00	
-------------------	-----	--

FUND EQUITY:

FUND BALANCE	19,443.67	
REALIZED REVENUE	.00	
LESS EXPENDITURES	1,398.76	

TOTAL FUND EQUITY	18,044.91	
-------------------	-----------	--

TOTAL LIABILITIES/FUND EQUITY		18,044.91
-------------------------------	--	-----------

BUDGET COMPARISON FOR SEPTEMBER

SCAAP INMATE FUND

ACCOUNT NO	ACCOUNT NAME	ENCUMBRANCE	CURRENT BUDGET	PREVIOUS M-T-D	** ACTUAL M-T-D **	** ACTUAL Y-T-D **	**** ACTUAL REMAINING	***** PERCENT
2023 066-321-341	SCAAP GRANT INCOME	.00	14,851.00-	.00	.00	.00	14,851.00-	100.00
	*** TOTAL REVENUES	.00	14,851.00-	.00	.00	.00	14,851.00-	100.00
2023 066-512-330	INMATE EXPENSE	.00	14,851.00	1,398.76	.00	1,398.76	13,452.24	90.58
	SCAAP EXPENSES	.00	14,851.00	1,398.76	.00	1,398.76	13,452.24	90.58
	*** TOTAL EXPENSES	.00	14,851.00	1,398.76	.00	1,398.76	13,452.24	90.58

BROWN COUNTY
 TRIAL BALANCE SHEET - CHAPTER 19 VOTER REGISTRATION
 SEPTEMBER

YEAR-TO-DATE

ASSETS:		
2023 082-103-000 CASH IN BANK	3,818.37	
2023 082-115-000 ACCOUNTS RECEIVABLE	15.71	
2023 082-131-000 DUE TO AND FROM OTHER FUNDS	.00	
2023 082-171-000 ESTIMATED REVENUES	.00	
2023 082-171-100 BUDGETED FUND BALANCE	.00	

TOTAL ASSETS	3,834.08	3,834.08
LIABILITIES:		
2023 082-202-000 ACCOUNTS PAYABLE	.00	
2023 082-202-100 SALARIES PAYABLE	.00	
2023 082-241-000 ESTIMATED EXPENDITURES	.00	
2023 082-241-100 BUDGETED FUND BALANCE	.00	

TOTAL LIABILITIES	.00	
FUND EQUITY:		
FUND BALANCE	595.36	
REALIZED REVENUE	2,406.90	
LESS EXPENDITURES	831.82	

TOTAL FUND EQUITY	3,834.08	
TOTAL LIABILITIES/FUND EQUITY		3,834.08

BUDGET COMPARISON FOR SEPTEMBER
CHAPTER 19 VOTER REGISTRATION

ACCOUNT NO	ACCOUNT NAME	ENCUMBRANCE	CURRENT BUDGET	PREVIOUS M-T-D	** ACTUAL ** M-T-D	** ACTUAL ** Y-T-D	**** ACTUAL **** REMAINING	***** PERCENT
2023 082-340-348	STATE COMPTROLLER	.00	5,000.00-	2,359.80-	.00	2,359.80-	2,640.20-	52.80
2023 082-360-100	INTEREST INCOME	.00	1.00-	15.63-	31.47-	47.10-	46.10	4610.00
2023 082-370-100	TRF FROM GENERAL	.00	.00	.00	.00	.00	.00	.00
2023 082-370-695	TRF FROM ELECTION ADM	.00	.00	.00	.00	.00	.00	.00
	*** TOTAL REVENUES	.00	5,001.00-	2,375.43-	31.47-	2,406.90-	2,594.10-	51.87
2023 082-491-101	SALARIES	.00	1,500.00	.00	.00	.00	1,500.00	100.00
2023 082-491-201	FICA/MED	.00	115.00	.00	.00	.00	115.00	100.00
2023 082-491-204	WORKERS COMP	.00	.00	.00	.00	.00	.00	.00
2023 082-491-206	UNEMPLOYMENT	.00	1.00	.00	.00	.00	1.00	100.00
2023 082-491-420	TELEPHONE	.00	.00	.00	.00	.00	.00	.00
2023 082-491-425	TRAVEL	.00	.00	1,760.50-	928.68	831.82-	831.82	.00
2023 082-491-570	EQUIPMENT	.00	3,385.00	.00	.00	.00	3,385.00	100.00
	ACTUAL EXPENDITURES	.00	5,001.00	1,760.50-	928.68	831.82-	5,832.82	116.63
	*** TOTAL EXPENSES	.00	5,001.00	1,760.50-	928.68	831.82-	5,832.82	116.63

BROWN COUNTY
 TRIAL BALANCE SHEET - TAC SPECIAL P & I FUND
 SEPTEMBER

YEAR-TO-DATE

ASSETS:		
2023 084-103-000 CASH IN BANK	6,770.31	
2023 084-103-201 CERTIFICATE OF DEPOSIT	50,014.45	
2023 084-115-000 ACCOUNTS RECEIVABLE	169.81	
2023 084-131-000 DUE TO AND FROM OTHER FUNDS	.00	
2023 084-171-000 ESTIMATED REVENUES	.00	
2023 084-171-100 BUDGETED FUND BALANCE	.00	

TOTAL ASSETS	56,954.57	56,954.57
LIABILITIES:		
2023 084-202-000 ACCOUNTS PAYABLE	.00	
2023 084-241-000 ESTIMATED EXPENDITURES	.00	
2023 084-241-100 BUDGETED FUND BALANCE	.00	

TOTAL LIABILITIES	.00	
FUND EQUITY:		
FUND BALANCE	52,122.75	
REALIZED REVENUE	4,831.82	
LESS EXPENDITURES	.00	

TOTAL FUND EQUITY	56,954.57	
TOTAL LIABILITIES/FUND EQUITY		56,954.57

BUDGET COMPARISON FOR SEPTEMBER

TAC SPECIAL P & I FUND

ACCOUNT NO	ACCOUNT NAME	ENCUMBRANCE	CURRENT BUDGET	PREVIOUS M-T-D	** ACTUAL ** M-T-D	** ACTUAL ** Y-T-D	**** ACTUAL **** REMAINING	**** ACTUAL **** PERCENT
2023 084-321-345	DEALER PEN. & INT.	.00	7,197.00-	1,227.47-	.00	1,227.47-	5,969.53-	82.94
2023 084-360-100	INTEREST INCOME	.00	952.00-	3,223.25-	381.10-	3,604.35-	2,652.35	278.61
2023 084-360-101	CD INTEREST	.00	.00	.00	.00	.00	.00	.00
2023 084-370-100	OTHER REVENUE	.00	.00	.00	.00	.00	.00	.00
	*** TOTAL REVENUES	.00	8,149.00-	4,450.72-	381.10-	4,831.82-	3,317.18-	40.71
2023 084-691-310	OFFICE SUPPLIES	.00	.00	.00	.00	.00	.00	.00
2023 084-691-450	MAINTENANCE	.00	.00	.00	.00	.00	.00	.00
2023 084-691-499	MISCELLANEOUS	.00	8,149.00	.00	.00	.00	8,149.00	100.00
2023 084-691-570	EQUIPMENT	.00	.00	.00	.00	.00	.00	.00
	EXPENDITURES TAC P&I	.00	8,149.00	.00	.00	.00	8,149.00	100.00
	*** TOTAL EXPENSES	.00	8,149.00	.00	.00	.00	8,149.00	100.00

BROWN COUNTY
 TRIAL BALANCE SHEET - CRT INITIATED GUARDIANSHIP
 SEPTEMBER

YEAR-TO-DATE

ASSETS:

2023	086-103-000	CASH IN BANK	7,224.93
2023	086-103-201	CERTIFICATES OF DEPOSIT	.00
2023	086-115-000	ACCOUNTS RECEIVABLE	437.68
2023	086-171-000	ESTIMATED REVENUES	.00

TOTAL ASSETS			7,662.61		7,662.61
--------------	--	--	----------	--	----------

LIABILITIES:

2023	086-202-000	ACCOUNTS PAYABLE	345.00
2023	086-202-100	SALARIES PAYABLE	.00
2023	086-241-000	ESTIMATED REVENUES	.00
2023	086-241-100	BUDGETED FUND BALANCE	.00

TOTAL LIABILITIES			345.00
-------------------	--	--	--------

FUND EQUITY:

FUND BALANCE			13,574.84
REALIZED REVENUE			5,263.77
LESS EXPENDITURES			10,831.00

TOTAL FUND EQUITY			8,007.61
-------------------	--	--	----------

TOTAL LIABILITIES/FUND EQUITY					7,662.61
-------------------------------	--	--	--	--	----------

BUDGET COMPARISON FOR SEPTEMBER

CRT INITIATED GUARDIANSHIP

ACCOUNT NO	ACCOUNT NAME	ENCUMBRANCE	CURRENT BUDGET	PREVIOUS M-T-D	** ACTUAL ** M-T-D	** ACTUAL ** Y-T-D	**** ACTUAL REMAINING	***** PERCENT
2023 086-340-400	FEEES - CO CLK - CC	.00	2,987.00-	3,912.00-	1,143.00-	5,055.00-	2,068.00	69.23
2023 086-340-401	FEEES CO CLK - CCL	.00	960.00-	.00	.00	.00	960.00-	100.00
2023 086-360-100	INTEREST INCOME	.00	.00	157.39-	51.38-	208.77-	208.77	.00
	*** TOTAL REVENUES	.00	3,947.00-	4,069.39-	1,194.38-	5,263.77-	1,316.77	33.36
2023 086-426-400	PROFESSIONAL SERVICE	.00	.00	.00	.00	.00	.00	.00
	TOTAL EXPENDITURES	.00	.00	.00	.00	.00	.00	.00
2023 086-802-400	COURT INIATED GUARDIAN	.00	.00	.00	1,000.00	1,000.00	1,000.00-	.00
2023 086-802-401	CCL COURT INIATED GUAR	.00	3,947.00	9,831.00	.00	9,831.00	5,884.00-	149.08
	*** TOTAL EXPENSES	.00	3,947.00	9,831.00	1,000.00	10,831.00	6,884.00-	174.41

BROWN COUNTY
 TRIAL BALANCE SHEET - DIST CLK RECORDS MGMT FUND
 SEPTEMBER

YEAR-TO-DATE

ASSETS:		
2023 096-103-000 CASH IN BANK	14,367.89	
2023 096-103-201 CERTIFICATE OF DEPOSIT	53,009.13	
2023 096-115-000 ACCOUNTS RECEIVABLE	1,452.34	
2023 096-171-000 ESTIMATED REVENUES	.00	
2023 096-171-100 BUDGETED FUND BALANCE	.00	

TOTAL ASSETS	68,829.36	68,829.36
LIABILITIES:		
2023 096-202-000 ACCOUNTS PAYABLE	.00	
2023 096-241-000 ESTIMATED EXPENDITURES	.00	
2023 096-241-100 BUDGETED FUND BALANCE	.00	

TOTAL LIABILITIES	.00	
FUND EQUITY:		
FUND BALANCE	50,394.80	
REALIZED REVENUE	19,798.73	
LESS EXPENDITURES	1,364.17	

TOTAL FUND EQUITY	68,829.36	
TOTAL LIABILITIES/FUND EQUITY		68,829.36

BUDGET COMPARISON FOR SEPTEMBER
DIST CLK RECORDS MGMT FUND

ACCOUNT NO	ACCOUNT NAME	ENCUMBRANCE	CURRENT BUDGET	PREVIOUS M-T-D	** ACTUAL ** M-T-D	** ACTUAL ** Y-T-D	**** ACTUAL **** REMAINING	***** PERCENT
2023 096-340-345	CIVIL REC MGMT DIST CR	.00	.00	11,820.00-	3,330.00-	15,150.00-	15,150.00	.00
2023 096-340-346	RECORDS MGMT/PRESERVAT	.00	.00	2,129.77-	276.67-	2,406.44-	2,406.44	.00
2023 096-340-347	FEES - DST CLERK	.00	1,043.00-	319.17-	39.22-	358.39-	684.61-	65.64
2023 096-340-348	FEES - DST CLK -CCL	.00	2,130.00-	.00	.00	.00	2,130.00-	100.00
2023 096-360-100	INTEREST EARNED	.00	973.00-	1,439.84-	444.06-	1,883.90-	910.90	93.62
2023 096-360-101	CD INTEREST	.00	14.00-	.00	.00	.00	14.00-	100.00
*** TOTAL REVENUES		.00	4,160.00-	15,708.78-	4,089.95-	19,798.73-	15,638.73	375.93
2023 096-450-310	OFFICE SUPPLIES	.00	.00	.00	.00	.00	.00	.00
2023 096-450-311	XEROX EXPENSE	.00	.00	.00	.00	.00	.00	.00
2023 096-450-341	PERMANENT RECORDS	.00	.00	.00	.00	.00	.00	.00
2023 096-450-425	TRAVEL	.00	.00	.00	.00	.00	.00	.00
2023 096-450-499	MISCELLANEOUS EXPENSE	.00	.00	1,364.17	.00	1,364.17	1,364.17-	.00
2023 096-450-570	EQUIPMENT	.00	4,160.00	.00	.00	.00	4,160.00	100.00
	EXPENDITURES DST CLK R	.00	4,160.00	1,364.17	.00	1,364.17	2,795.83	67.21
TOTAL EXPENDITURES		.00	.00	.00	.00	.00	.00	.00
*** TOTAL EXPENSES		.00	4,160.00	1,364.17	.00	1,364.17	2,795.83	67.21

BROWN COUNTY
 TRIAL BALANCE SHEET - VITAL RECORDS PRESERVATION FD
 SEPTEMBER

YEAR-TO-DATE

ASSETS:		
2023 097-103-000 CASH IN BANK	4,682.02	
2023 097-103-201 CERTIFICATE OF DEPOSIT	.00	
2023 097-115-000 ACCOUNTS RECEIVABLE	83.65	
2023 097-171-000 ESTIMATED REVENUE	.00	
2023 097-171-100 BUDGETED FUND BALANCE	.00	

TOTAL ASSETS	4,765.67	4,765.67
LIABILITIES:		
2023 097-202-000 ACCOUNTS PAYABLE	60.39	
2023 097-202-100 SALARIES PAYABLE	.00	
2023 097-241-000 ESTIMATED EXPENDITURES	.00	
2023 097-241-100 BUDGETED FUND BALANCE	.00	

TOTAL LIABILITIES	60.39	
FUND EQUITY:		
FUND BALANCE	4,257.25	
REALIZED REVENUE	3,385.94	
LESS EXPENDITURES	2,937.91	

TOTAL FUND EQUITY	4,705.28	
TOTAL LIABILITIES/FUND EQUITY		4,765.67

BUDGET COMPARISON FOR SEPTEMBER
VITAL RECORDS PRESERVATION FD

ACCOUNT NO	ACCOUNT NAME	ENCUMBRANCE	CURRENT BUDGET	PREVIOUS M-T-D	** ACTUAL ** M-T-D	** ACTUAL ** Y-T-D	**** ACTUAL **** REMAINING	***** PERCENT
2023 097-340-399	FEEES COUNTY COURT	.00	.00	.00	.00	.00	.00	.00
2023 097-340-400	FEEES COUNTY CLERK	.00	3,102.00-	2,722.00-	559.00-	3,281.00-	179.00	5.77
2023 097-340-401	FEEES CCL	.00	1.00-	.00	.00	.00	1.00-	100.00
2023 097-360-100	INTEREST INCOME	.00	.00	71.07-	33.87-	104.94-	104.94	.00
	*** TOTAL REVENUES	.00	3,103.00-	2,793.07-	592.87-	3,385.94-	282.94	9.12
2023 097-403-341	PERMANENT RECORDS	.00	3,103.00	2,657.92	279.99	2,937.91	165.09	5.32
2023 097-403-499	MISCELLANEOUS	.00	.00	.00	.00	.00	.00	.00
	*** TOTAL EXPENSES	.00	3,103.00	2,657.92	279.99	2,937.91	165.09	5.32

BROWN COUNTY
 TRIAL BALANCE SHEET - RECORDS MANAGEMENT FUND
 SEPTEMBER

	YEAR-TO-DATE	
ASSETS:		
2023 098-103-000 CASH IN BANK	3,054.24	
2023 098-103-201 CERTIFICATES OF DEPOSIT	455,060.85	
2023 098-115-000 ACCOUNTS RECEIVABLE	1,019.52	
2023 098-131-000 DUE TO AND FROM OTHER FUNDS	7,000.00	
2023 098-171-000 ESTIMATED REVENUES	.00	
2023 098-171-100 BUDGETED FUND BALANCE	.00	

TOTAL ASSETS	452,134.61	452,134.61
LIABILITIES:		
2023 098-202-000 ACCOUNTS PAYABLE	.00	
2023 098-202-100 SALARIES PAYABLE	.00	
2023 098-241-000 ESTIMATED EXPENDITURES	.00	
2023 098-241-100 BUDGETED FUND BALANCE	.00	

TOTAL LIABILITIES	.00	
FUND EQUITY:		
FUND BALANCE	508,755.74	
REALIZED REVENUE	99,102.59	
LESS EXPENDITURES	155,723.72	

TOTAL FUND EQUITY	452,134.61	
TOTAL LIABILITIES/FUND EQUITY		452,134.61

BUDGET COMPARISON FOR SEPTEMBER

RECORDS MANAGEMENT FUND

ACCOUNT NO	ACCOUNT NAME	ENCUMBRANCE	CURRENT BUDGET	PREVIOUS M-T-D	** ACTUAL M-T-D **	** ACTUAL Y-T-D **	**** ACTUAL REMAINING	***** PERCENT
2023 098-340-346	REC MGMT/PRES 2020	.00	1,739.00-	3,047.55-	779.36-	3,826.91-	2,087.91	120.06
2023 098-340-395	FEEES CO CLERK LAND	.00	.00	.00	.00	.00	.00	.00
2023 098-340-399	FEEES COUNTY COURT	.00	.00	58,010.00-	12,240.00-	70,250.00-	70,250.00	.00
2023 098-340-400	FEEES-CO CLK-CC	.00	90,829.00-	2,396.20-	430.40-	2,826.60-	88,002.40-	96.89
2023 098-340-401	FEEES-CO CLK-CCL	.00	367.00-	.00	.00	.00	367.00-	100.00
2023 098-340-402	CVRM	.00	.00	2,825.00-	635.00-	3,460.00-	3,460.00	.00
2023 098-360-100	INTEREST INCOME	.00	135.00-	15,195.19-	3,543.89-	18,739.08-	18,604.08	3780.80
2023 098-360-101	CD INTEREST	.00	.00	.00	.00	.00	.00	.00
	*** TOTAL REVENUES	.00	93,070.00-	81,473.94-	17,628.65-	99,102.59-	6,032.59	6.48
	EXPENDITURES VITAL REC	.00	.00	.00	.00	.00	.00	.00
2023 098-695-101	SALARIES	.00	.00	.00	.00	.00	.00	.00
2023 098-695-201	SOCIAL SECURITY	.00	.00	.00	.00	.00	.00	.00
2023 098-695-202	HOSPITAL INSURANCE	.00	.00	.00	.00	.00	.00	.00
2023 098-695-203	RETIREMENT	.00	.00	.00	.00	.00	.00	.00
2023 098-695-204	WORKERS COMPENSATION	.00	.00	.00	.00	.00	.00	.00
2023 098-695-206	UNEMPLOYMENT INSURANCE	.00	.00	.00	.00	.00	.00	.00
2023 098-695-310	OFFICE SUPPLIES	.00	7,500.00	2,877.00	.00	2,877.00	4,623.00	61.64
2023 098-695-311	XEROX EXPENSE	.00	7,500.00	5,088.00	.00	5,088.00	2,412.00	32.16
2023 098-695-341	PERMANENT RECORDS	.00	134,692.00	8,290.96	139,467.76	147,758.72	13,066.72-	9.70
2023 098-695-420	TELEPHONE	.00	.00	.00	.00	.00	.00	.00
2023 098-695-425	TRAVEL	.00	.00	.00	.00	.00	.00	.00
2023 098-695-450	MAINTENANCE	.00	.00	.00	.00	.00	.00	.00
2023 098-695-499	MISCELLANEOUS	.00	.00	.00	.00	.00	.00	.00
2023 098-695-570	EQUIPMENT	.00	.00	.00	.00	.00	.00	.00
	EXPENDITURES RECORDS M	.00	149,692.00	16,255.96	139,467.76	155,723.72	6,031.72-	4.03
		.00	.00	.00	.00	.00	.00	.00
	*** TOTAL EXPENSES	.00	149,692.00	16,255.96	139,467.76	155,723.72	6,031.72-	4.03

LONG TERM DEBT

BROWN COUNTY
TRIAL BALANCE SHEET - LONG TERM DEBT
SEPTEMBER

YEAR-TO-DATE

ASSETS:

2023 063-121-100	SERIES 1999 CERT OF OBLIGATION	.00	
2023 063-121-105	SERIES 2002 TAX NOTES	.00	
2023 063-121-106	SERIES 2020 REFUNDING BOND	115,000.00-	
2023 063-121-107	SERIES 2007 REFUNDING BONDS	.00	
2023 063-121-108	2020A REFUNDING BONDS	805,000.00-	
2023 063-171-100	BUDGETED FUND BALANCE	.00	
2023 063-181-000	AMT PROVIDED FOR TAX NOTES	.00	
TOTAL ASSETS		920,000.00-	920,000.00-

LIABILITIES:

2023 063-231-100	TAX NOTES PAYABLE	.00	
2023 063-231-101	CERT OBLIGATION PAYABLE 1999	.00	
2023 063-231-102	TAX NOTES PAYABLE 2002	.00	
2023 063-231-103	SERIES 2007 REFUNDING BONDS	.00	
2023 063-231-106	SERIES 2020 REFUNDING BONDS	115,000.00	
2023 063-231-107	SERIES 2020A REFUNDING BONDS	805,000.00	
2023 063-241-100	BUDGETED FUND BALANCE	.00	
TOTAL LIABILITIES		920,000.00	

FUND EQUITY:

FUND BALANCE		.00	
REALIZED REVENUE		.00	
LESS EXPENDITURES		.00	
TOTAL FUND EQUITY		.00	
TOTAL LIABILITIES/FUND EQUITY			920,000.00

**INTERNAL SERVICE
FUNDS**

BROWN COUNTY
 TRIAL BALANCE SHEET - BROWN COUNTY JURY FUND
 SEPTEMBER

	YEAR-TO-DATE	
ASSETS:		
2023 040-103-000 CASH IN BANK	.00	
2023 040-115-000 ACCOUNTS RECEIVABLE	.00	
2023 040-171-000 ESTIMATED REVENUES	.00	
2023 040-171-100 BUDGETED FUND BALANCE	.00	

TOTAL ASSETS	.00	.00
LIABILITIES:		
2023 040-202-000 ACCOUNTS PAYABLE	.00	
2023 040-241-000 ESTIMATED EXPENDITURES	.00	
2023 040-241-100 BUDGETED FUND BALANCE	.00	

TOTAL LIABILITIES	.00	
FUND EQUITY:		
FUND BALANCE	.00	
REALIZED REVENUE	.00	
LESS EXPENDITURES	.00	

TOTAL FUND EQUITY	.00	
TOTAL LIABILITIES/FUND EQUITY		.00

BUDGET COMPARISON FOR SEPTEMBER
BROWN COUNTY JURY FUND

ACCOUNT NO.	ACCOUNT NAME	ENCUMBRANCE	CURRENT BUDGET	PREVIOUS M-T-D	** ACTUAL M-T-D **	** ACTUAL Y-T-D **	**** ACTUAL REMAINING PERCENT ****
2023 040-333-333	TEST REVENUE	.00	.00	.00	.00	.00	.00 .00
2023 040-360-100	INTEREST INCOME	.00	.00	.00	.00	.00	.00 .00
2023 040-370-100	MISCELLANEOUS ESTRAY	.00	.00	.00	.00	.00	.00 .00
2023 040-444-444	TEST EXPENSES	.00	.00	.00	.00	.00	.00 .00
	*** TOTAL EXPENSES	.00	.00	.00	.00	.00	.00 .00

BROWN COUNTY
 TRIAL BALANCE SHEET - PAYROLL FUND
 SEPTEMBER

	YEAR-TO-DATE	
ASSETS:		
2023 085-103-000 CASH IN BANK	41,806.03	
2023 085-103-201 CERTIFICATES OF DEPOSIT	.00	
2023 085-115-000 ACCOUNTS RECEIVABLE	11,275.03	
2023 085-171-000 ESTIMATED REVENUES	.00	
2023 085-171-100 BUDGETED FUND BALANCE	.00	

TOTAL ASSETS	53,081.06	53,081.06
LIABILITIES:		
2023 085-202-000 ACCOUNTS PAYABLE	379,265.69-	
2023 085-202-100 SALARIES PAYABLE	339,111.11	
2023 085-202-105 CAFETERIA SERVICE RESERVE	9,397.70-	
2023 085-202-110 COBRA BCBS	1,532.35-	
2023 085-202-115 BCAD BLUE CROSS BLUE SHEILD	538.19-	
2023 085-202-120 BCBS ELECTED OFFICIALS	.00	
2023 085-241-000 ESTIMATED EXPENDITUES	.00	
2023 085-241-100 BUDGETED FUND BALANCE	.00	

TOTAL LIABILITIES	51,622.82-	
FUND EQUITY:		
FUND BALANCE	1,458.24-	
REALIZED REVENUE	.00	
LESS EXPENDITURES	.00	

TOTAL FUND EQUITY	1,458.24-	
TOTAL LIABILITIES/FUND EQUITY		53,081.06-

BUDGET COMPARISON FOR SEPTEMBER

PAYROLL FUND

ACCOUNT NO	ACCOUNT NAME	ENCUMBRANCE	CURRENT BUDGET	PREVIOUS M-T-D	** ACTUAL M-T-D **	** ACTUAL Y-T-D **	**** ACTUAL REMAINING	***** PERCENT
2023 085-333-333	REVENUE	.00	.00	.00	.00	.00	.00	.00
	*** TOTAL REVENUES	.00	.00	.00	.00	.00	.00	.00
2023 085-444-444	EXPENSES	.00	.00	.00	.00	.00	.00	.00
	EXPENDITURES	.00	.00	.00	.00	.00	.00	.00
	*** TOTAL EXPENSES	.00	.00	.00	.00	.00	.00	.00

BROWN COUNTY
 TRIAL BALANCE SHEET - COURT OF APPEALS FEE FUND
 SEPTEMBER

	YEAR-TO-DATE	
ASSETS:		
2023 088-103-000 CASH IN BANK	305.00	
2023 088-103-201 CERTIFICATES OF DEPOSIT	.00	
2023 088-115-000 ACCOUNTS RECEIVABLE	75.00	
2023 088-171-000 ESTIMATED REVENUES	.00	

TOTAL ASSETS	230.00	230.00
LIABILITIES:		
2023 088-202-000 ACCOUNTS PAYABLE	710.00	
2023 088-241-000 ESTIMATED EXPENDITURES	.00	

TOTAL LIABILITIES	710.00	
FUND EQUITY:		
FUND BALANCE	480.00	
REALIZED REVENUE	3,300.00	
LESS EXPENDITURES	3,300.00	

TOTAL FUND EQUITY	480.00	
TOTAL LIABILITIES/FUND EQUITY		230.00

BUDGET COMPARISON FOR SEPTEMBER
COURT OF APPEALS FEE FUND

ACCOUNT NO	ACCOUNT NAME	ENCUMBRANCE	CURRENT BUDGET	PREVIOUS M-T-D	** ACTUAL M-T-D **	** ACTUAL Y-T-D **	**** ACTUAL REMAINING PERCENT ****
2023 088-340-400	FEES-CO CLK-CC	.00	.00	785.00-	190.00-	975.00-	975.00 .00
2023 088-340-401	FEES-CO CLK-CCL	.00	.00	.00	.00	.00	.00 .00
2023 088-340-402	FEES-DST CL-CC	.00	.00	1,810.00-	515.00-	2,325.00-	2,325.00 .00
2023 088-340-403	FEES-DST CLK-CCL	.00	.00	.00	.00	.00	.00 .00
2023 088-360-100	INTERST INCOME	.00	.00	.00	.00	.00	.00 .00
	*** TOTAL REVENUES	.00	.00	2,595.00-	705.00-	3,300.00-	3,300.00 .00
2023 088-435-695	TRANSFERS TO DST CRT O	.00	.00	2,595.00	705.00	3,300.00	3,300.00- .00
	EXPENDITURES CRT APPLS	.00	.00	2,595.00	705.00	3,300.00	3,300.00- .00
		.00	.00	.00	.00	.00	.00 .00
	*** TOTAL EXPENSES	.00	.00	2,595.00	705.00	3,300.00	3,300.00- .00

BROWN COUNTY
 TRIAL BALANCE SHEET - BROWN COUNTY MEDICAL FSA
 SEPTEMBER

	YEAR-TO-DATE	
ASSETS:		
2023 090-103-000 CASH IN BANK	41,591.15	
2023 090-103-201 CERTIFICATE OF DEPOSIT	.00	
2023 090-115-000 ACCOUNTS RECEIVABLE	.00	
2023 090-131-000 DUE TO AND FROM OTH FUNDS	30,000.00	
2023 090-171-000 ESTIMATED REVENUE	.00	
2023 090-171-100 BUDGETED FUND BALANCE	.00	

TOTAL ASSETS	11,591.15	11,591.15
LIABILITIES:		
2023 090-202-000 ACCOUNTS PAYABLE	43.98	
2023 090-241-000 ESTIMATED EXPENDITURES	.00	

TOTAL LIABILITIES	43.98	
FUND EQUITY:		
FUND BALANCE	15,474.86	
REALIZED REVENUE	71,544.24	
LESS EXPENDITURES	75,383.97	

TOTAL FUND EQUITY	11,635.13	
TOTAL LIABILITIES/FUND EQUITY		11,591.15

BUDGET COMPARISON FOR SEPTEMBER
BROWN COUNTY MEDICAL FSA

ACCOUNT NO	ACCOUNT NAME	ENCUMBRANCE	CURRENT BUDGET	PREVIOUS M-T-D	** ACTUAL M-T-D **	** ACTUAL Y-T-D **	**** ACTUAL REMAINING PERCENT ****
2023 090-310-150	FLEX MED CONTRIBUTIONS	.00	.00	65,840.92-	5,703.32-	71,544.24-	71,544.24 .00
2023 090-360-100	INTEREST EARNED	.00	.00	.00	.00	.00	.00 .00
2023 090-370-100	OTHER REVENUE	.00	.00	.00	.00	.00	.00 .00
	*** TOTAL REVENUES	.00	.00	65,840.92-	5,703.32-	71,544.24-	71,544.24 .00
2023 090-485-400	ADMIN. FEES	.00	.00	.00	.00	.00	.00 .00
2023 090-485-402	FLEX MED TRANSFERS	.00	.00	73,690.78	1,693.19	75,383.97	75,383.97- .00
	TOTAL FLEX MED EXPENSE	.00	.00	73,690.78	1,693.19	75,383.97	75,383.97- .00
	TOTAL EXPENDITURES	.00	.00	.00	.00	.00	.00 .00
	*** TOTAL EXPENSES	.00	.00	73,690.78	1,693.19	75,383.97	75,383.97- .00

BROWN COUNTY
 TRIAL BALANCE SHEET - BROWN CO. OPERATIONS CLEARING
 SEPTEMBER

	YEAR-TO-DATE	
ASSETS:		
2023 099-103-000 CASH IN BANK	17,888.83	
2023 099-115-000 ACCOUNTS RECEIVABLE	.00	
2023 099-171-000 ESTIMATED REVENUES	.00	
2023 099-171-100 BUDGETED FUND BALANCE	.00	

TOTAL ASSETS	17,888.83	17,888.83
LIABILITIES:		
2023 099-202-000 ACCOUNTS PAYABLE	16,611.10	
2023 099-241-000 ESTIMATED EXPENDITURES	.00	
2023 099-241-100 BUDGETED FUND BALANCE	.00	

TOTAL LIABILITIES	16,611.10	
FUND EQUITY:		
FUND BALANCE	.00	
REALIZED REVENUE	1,277.73	
LESS EXPENDITURES	.00	

TOTAL FUND EQUITY	1,277.73	
TOTAL LIABILITIES/FUND EQUITY		17,888.83

BUDGET COMPARISON FOR SEPTEMBER
BROWN CO. OPERATIONS CLEARING

ACCOUNT NO	ACCOUNT NAME	ENCUMBRANCE	CURRENT BUDGET	PREVIOUS M-T-D	** ACTUAL M-T-D **	** ACTUAL Y-T-D **	**** ACTUAL REMAINING PERCENT ****
2023 099-333-333	TEST REVENUES	.00	.00	.00	.00	.00	.00
2023 099-370-000	OTHER REVENUE	.00	.00	1,277.73-	.00	1,277.73-	1,277.73 .00
2023 099-444-444	TEST EXPENSES	.00	.00	.00	.00	.00	.00
	*** TOTAL EXPENSES	.00	.00	1,277.73-	.00	1,277.73-	1,277.73 .00

**REQUIRED
SUPPLEMENTARY
INFORMATION**

SUMMARY OF SIGNIFICANT ACCOUNTING POLICIES

Brown County is a general law county operating under Vernon's Civil Statutes in the State of Texas. The County operates under a County Judge-Commissioners Court form of government and provides the following services: County and District records recording and retention, Veterans Administration, Vehicle Registration, County and District Judicial Systems, Sheriff Department, Jail, Fire Protection, Ambulance Service, Justices of the Peace, Indigent Health Care, 911 Emergency supervision, Agriculture Extension Service, County Road Maintenance, and various allotments to other entities for various services available to the public.

The financial statements of the county have been prepared in conformity with general accepted accounting principles (GAAP) as applied to governmental units except when the application of GAAP would make the financial statements difficult to read or less meaningful.

The Governmental Accounting Standards Board (GASB) is the accepted standard setting body for establishing governmental accounting and financial reporting principles. The more significant of the government's accounting policies are described below.

- **REPORTING ENTITY**

In evaluating how to define the County, for financial reporting purposes, the County Auditor has considered all potential component units. The decision to include a potential component unit in the reporting entity was made by applying the criteria set forth in GAAP. The basic, but not the only, criterion for including a potential component unit in the reporting entity is the governing body's ability to exercise oversight responsibility. The most significant manifestation of this ability is financial interdependency. Other manifestations of the ability to exercise oversight responsibility include, but are not limited to, the selection of governing authority, the designation of management, the ability to significantly influence operations and accountability for fiscal matters. The other criterion used to evaluate potential component units for inclusion or exclusion from the reporting entity is the existence of special financing relationships, regardless of whether the County is able to exercise oversight responsibilities.

1. Included in the reporting entity are all funds of Brown County. Escrow Type bank accounts of revenue producing Departments are included in the appropriate funds of the County as accounts receivable.
2. Excluded from the reporting entity are Adult and Juvenile Probation Funds. The funding of these services is from the State of Texas and Probation fees. These funds must be used exclusively for probation programs. Brown County has no control over the expenditure of these funds. Trust and similar funds established at judicial decree for the benefit of others were excluded because the County receives no benefit from

these funds and they are not the property of the County. District Attorney State of Texas funds are excluded.

- **FUND ACCOUNTING**

The accounts of the County are organized on the basis of funds or account groups, each considered to be a separate accounting entity. The Operations of each fund or account group are summarized by providing a separate set of self-balancing accounts which include its assets, liabilities, fund equity, revenues and expenses or expenditures. The following funds and groups of accounts are used by the County:

Governmental Fund Types:

1. **General Funds:** These funds represent general operating funds of the county. All financial resources, except those required to be accounted for in another fund are accounted for in the General Funds. The following funds are included in the account group “General Funds” of Brown County:
 - (010) General Fund
2. **Road and Flood Funds:** These funds represent funds dedicated to expenses related to road and bridge maintenance, rehabilitation and construction.
 - (021) Precinct #1 Fund
 - (022) Precinct #2 Fund
 - (023) Precinct #3 Fund
 - (024) Precinct #4 Fund
 - (025) Road and Flood Fund
3. **Debt Service Funds:** The Debt Service Fund is used to account for the accumulation of resources for, and the payment of, general long term debt. Long term debt refers to certificates of obligation and tax notes. This fund utilizes ad valorem taxes for payment of principal and interest on long term debt. The following fund is included in the account group “Debt Service Funds”:
 - (060) Debt Service Fund
4. **Special Revenue Funds:** Special Revenue Funds are used to account for the proceeds of specific revenue sources that are legally restricted to expenditures for specific purposes. The following funds are included in the account group “Special Revenue Funds” of Brown County:
 - (011) County Attorney Forfeiture Fund
 - (012) Justice Court Technology Fund
 - (013) Courthouse Security Fund
 - (014) County Attorney Hot Check Fund
 - (015) District Attorney Forfeiture Fund
 - (016) District Attorney SSOPF Fund
 - (017) Sheriff Department Contribution Fund

- (018) Sheriff Training Fund
- (019) Indigent Defense Fund
- (020) Contingency Emergency Fund
- (026) County Attorney Forfeiture
- (030) Records Preservation Fund
- (031) Alternative Dispute Resolution Fund
- (032) District Court Reporter Service Fee Fund
- (033) Abandoned Vehicle Fund
- (034) Sheriff Forfeiture Fund
- (035) Equitable Forfeiture Sharing Fund
- (036) Inmate Phone Fund
- (038) Election Administration Fund
- (039) D.A. Equitable Forfeiture Sharing Fund
- (041) CCL Drug Court/SA Donation Fund
- (042) County Attorney Donation Fund
- (043) Pre Trial Diversion Fund
- (044) District Clerk Archive Fund
- (045) Records Archive Fee Fund
- (046) District Clerk's Record Management Fund
- (047) State Disbursement Fund
- (048) Court Records Preservation Fund
- (049) Surveyor Fund
- (050) Law Library Fund
- (053) D.A. Professional Fund
- (054) Violence Against Women Fund
- (055) Federal Emergency Management Fund
- (056) County Clerk Tech Fund
- (057) District Clerk Tech Fund
- (061) Rural Addressing Fund
- (064) EPP County Fund
- (065) Law Enforcement Block Grant Fund
- (066) SCAAP Fund
- (082) Voter Registration Fund
- (084) Tax Assessor Collector Penalty and Interest Fund
- (086) Court Initiated Guardianship Fund
- (096) District Clerk Records Management Fund
- (097) Vital Records Preservation Fund
- (098) Records Management Fund

5. Capital Projects Funds: The Capital Projects Fund is used to account for major capital expenditures requiring a period of time to complete. The sources of revenue are transfers from other funds and sale of Certificates of Obligation or tax notes incurred for capital improvements. The following funds are included in the account group "Capital Projects Funds":

- (062) Capital Projects Fund
6. **General Long Term Debt Fund:** The General Long Term Debt Fund is used to account for long term liabilities to be financed from governmental funds. The following funds are included in the account group “Long Term Debt Funds”:
 - (063) Long Term Debt Fund
 7. **Internal Service Funds:** The Internal Service Funds are used to account for clearing house transactions
 - (040) Jury Fund
 - (085) Payroll Fund
 - (087) Conduit Fund
 - (088) Court of Appeals Fund
 - (090) Brown County Medical FSA Fund
 - (099) Operations Clearing Fund

- **BASIS OF ACCOUNTING**

The accounting and financial reporting treatment applied to a fund is determined by its measurement focus. All governmental funds are accounted for using a current financial resources measurement focus. With this measurement focus, only current assets and current liabilities generally are included on the balance sheet. Operating statements of these funds present increases (i.e., revenues and other financing sources) and decreases (i.e., expenditures and other financing uses) in net current assets.

The modified accrual basis of accounting is used by all governmental fund types. Under the modified accrual basis of accounting, revenues are recognized when susceptible to accrual (i.e., when they become both measurable and available). “Measurable” means the amount of the transaction can be determined and “available” means collectible within the current period or soon enough thereafter to be used to pay liabilities of the current period. The County considers property taxes as available if they are collected within the fiscal year. All other revenues collected within the fiscal year by revenue producing departments are considered available, even though the amounts may not be forwarded to the County Treasurer before the end of the fiscal year.

Expenditures are recorded when the related fund liability is incurred. Principal and interest on general long term debt are recorded as fund liabilities.

Those revenues susceptible to accrual are service fees, fines, and other revenue collected by departments during the fiscal year but not reported to or paid to the County Treasurer until the following year.

The county reports deferred revenue on its combined balance sheet. Deferred revenues arise when potential revenue does not meet both the measurable and available criteria for recognition in the current year.

- **BUDGETS AND BUDGETARY ACCOUNTING**

The Commissioners Court adopts an annual budget for all Governmental Fund Types. The annual budget is prepared in accordance with the basis of accounting utilized by all funds.

During the year, the Commissioners Court may adopt amendments to the original adopted budget as needed. All annual budget appropriations lapse at fiscal end year.

- **ENCUMBRANCES**

The County does not encumber expenditures.

- **CASH AND INVESTMENTS**

The county maintains cash applicable to each fund within the respective fund. Investments consist solely in Certificates of Deposit in Texas Bank of Brownwood, Brown County's depository bank. The investments are maintained in an investment pool that is available for use by all funds. Each fund type's portion of this pool is reflected in the balance sheet of each fund. Except for Certificates of Obligation and tax note related transactions, the County conducts all its banking transactions with the depository bank.

1. At September 30, 2023, the carrying amount of the County's Certificates of Deposit was \$ 11,725,986.94.
2. At September 30, 2023, the carrying amount of checking accounts was \$ 7,295,046.75. Total Cash balances are secured by FDIC coverage and additional securities pledged by the depository bank.

The County records all interest revenues earned from investment activities in the respective funds. Investments are stated at cost and all investment activities are conducted through the depository bank.

- **INVENTORIES**

The County records no inventories.

- **COMPENSATED ABSENCES**

The County allows employees to accumulate vacation time not to exceed 20 days to the succeeding year. Vacation time in excess of 20 days is forfeited by the employee. Unused vacation time is compensated only if an employee voluntarily terminates employment with earned vacation time.

The County allows employees to accumulate sick time not to exceed 20 days. Unused sick time will not be paid to the employee at any time.

No compensated absences are accrued on the books of the County because of the uncertainty that such liability would exist in the future.

- **PROPERTY TAX**

Property taxes attach as an enforceable lien on property as of January 1. Taxes are levied on October 1 and are payable on or before January 31 of the following year. All unpaid taxes become delinquent February 1 of the following year. The County contracts with the Brown County Appraisal District to collect its property taxes. County property tax revenues are recognized when collected. Uncollected property taxes are recognized as deferred ad valorem tax revenue.

- **PROPERTY, PLANT, AND EQUIPMENT**

Fixed assets used in governmental fund type operations are accounted for in General Fixed Assets Group of Accounts, rather than in governmental funds.

- **INTERFUND RECEIVABLES/PAYABLES**

The County does not allocate revenues and expenditures between funds. All revenues and expenditures are recorded in the appropriate fund. The inter-fund receivables are the result of minor adjustments to record revenue or expenditures within the appropriate fund and to provide cash to funds when a temporary shortage occurs.

- **NOTES PAYABLE, CERTIFICATES OF OBLIGATION AND TAX NOTES**

Brown County funds certain capital purchases through conventional notes payable, certificates of obligation, and tax notes. All outstanding obligations are backed by the full faith and credit of the County.

- Note Payables are utilized to fund smaller projects within Brown County. Each fund reflects the amount required to retire the net principal and interest due for that fiscal year, with the total amount of the debt reflected on the balance sheet. Principal and interest payments are secured by revenue acquired through sources other than ad valorem taxes.
- Certificates of Obligation are utilized to fund major projects within Brown County. C.O.s are utilized to fund capital expenditures necessitating long term (over 7 years) debt structuring. Payment is guaranteed by the collection of ad valorem taxes. On December 15, 2015 certificates were issued for \$5,055,000 and \$1,520,000, which were respectively used for energy upgrades to existing county infrastructures and the building of a new Elections/Treasurer building. On February 9, 2017, an additional tax note for \$530,000 was issued for

energy upgrades to the Elections/Treasurer building. On December 20, 2020 tax notes were issued for \$4,420,000.00 and \$2,045,000.00 respectively for refinancing the 2015 and 2017 certificates and infrastructure projects.

- Tax Notes are utilized to fund major projects within Brown County.
- The County is current on all payments of principal and interest.

• **CAPITALIZED INTEREST**

No interest expense for any capital project construction has been capitalized.

• **LONG TERM DEBT SCHEDULES**

TAX SUPPORTED DEBT REQUIREMENTS

**BROWN COUNTY, TX
\$530,000 SERIES 2015 TAX NOTES**

PERIOD ENDING	PRINCIPAL	INTEREST	DEBT SERVICE
09/30/2017	220,000.00	369,490.88	6,575,000.00
09/30/2018	370,000.00	216,197.50	5,985,000.00
09/30/2019	380,000.00	207,973.50	5,605,000.00
09/30/2020	390,000.00	197,378.70	5,215,000.00
09/30/2021	400,000.00	186,533.90	4,815,000.00
09/30/2022	415,000.00	174,258.60	4,400,000.00
09/30/2023	425,000.00	161,499.96	3,975,000.00
09/30/2024	435,000.00	147,282.20	3,540,000.00
09/30/2025	455,000.00	132,687.20	3,085,000.00
09/30/2026	470,000.00	118,314.96	2,615,000.00
09/30/2027	485,000.00	100,298.56	2,130,000.00
09/30/2028	500,000.00	82,610.96	1,630,000.00
09/30/2029	525,000.00	64,532.16	1,105,000.00
09/30/2030	545,000.00	43,633.26	560,000.00
09/30/2031	560,000.00	22,124.20	
	6,575,000.00	2,223,376.54	

Paid 100% December 20/2020

BROWN COUNTY, TX
\$530,000 SERIES 2017 TAX NOTES

PERIOD ENDING	PRINCIPAL	INTEREST	DEBT SERVICE
09/30/2018		29,114.72	29,114.72
09/30/2019	100,000.00	18,650.00	118,650.00
09/30/2020	100,000.00	15,650.00	115,650.00
09/30/2021	105,000.00	12,400.00	117,400.00
09/30/2022	110,000.00	8,725.00	118,725.00
09/30/2023	115,000.00	4,600.00	119,600.00
	530,000.00	89,139.72	619,139.72

Paid 100% December 20/2020

BROWN COUNTY, TX
SERIES 2020 REFUNDING TAX NOTES & SERIES 2020

PERIOD ENDING	PRINCIPAL	INTEREST	DEBT SERVICE
2021	505,000.00	44,038.41	5,960,000.00
2022	775,000.00	101,982.90	5,185,000.00
2023	805,000.00	72,237.50	4,380,000.00
2024	815,000.00	65,577.50	3,565,000.00
2025	825,000.00	55,390.00	2,740,000.00
2026	835,000.00	44,665.00	1,905,000.00
2027	370,000.00	33,392.50	1,535,000.00
2028	375,000.00	27,657.50	1,160,000.00
2029	380,000.00	21,470.00	780,000.00
2030	390,000.00	14,820.00	390,000.00
2031	390,000.00	7,800.00	390,000.00
	6,465,000.00	492,031.31	

OTHER OBLIGATIONS

Dept	Description	Issue Date	Issue Amt	Installment	Maturity	9/30/2023
Gen Fund	Radio System	05/21/21	\$1,037,079.00	Quarterly	07/01/2026	\$630,693.13
Pct 2	Equipment	10/01/21	\$ 265,111.90	Yearly	10/01/2023	\$251,332.23
Pct 3	Equipment	10/01/21	\$218,870.43	Monthly	10/01/2023	\$50,346.74
Pct 4	Equipmernt	10/01/21	\$259,178.85	Monthly	10/01/2023	\$290,311.32

- **OTHER INFORMATION**

Risk Management: The County is exposed to various risks of loss related to torts: theft of, damage to, and destruction of assets; business interruption; errors and omissions; injuries to employees; employee health benefits; and other claims of various nature. The County participates in the Texas Association of Counties intergovernmental Risk Pool which provides protection for risks of loss. Premiums are paid to the Pool which retains the risk of loss beyond the County’s policy deductibles. Any losses reported but unsettled or incurred and not reported, are believed to be insignificant to the County’s basic financial statements. For the last several years, there have been no significant reductions of insurance coverage or insurance settlements in excess of insurance coverage.

Contingent Liabilities and commitments: Amounts received or receivable from grantor agencies are subject to audit and adjustment by such agencies. Any disallowed claims, including amounts already collected may constitute a liability of the applicable funds. The amounts, if any, of expenditures which may be disallowed by the grantor cannot be determined at this time although the County expects such amounts, if any, to be immaterial.

The County periodically is defendant in various lawsuits. As of September 30, 2023, after consultation with the County's Attorney, the county is not aware of any pending or threatened litigation which would have a material effect on the financial statements.

The District Clerk has invested trust funds at various financial institutions in accordance with court orders. The County has a fiduciary responsibility over these funds until their final disposition.

Employee Retirement Systems and Pension Plans

1. Plan Description

The County provides retirement, disability and death benefits for all of its full-time employees through a nontraditional defined benefit plan in the state-wide Texas County and District Retirement System (TCDRS). The Board of Trustees of TCDRS is responsible for the administration of the statewide agent multi-employer public employee retirement system consisting of 575 nontraditional defined benefit pension plans. TCDRS issues a comprehensive annual financial report (CAFR) on a calendar year basis. The CAFR is available upon written request from the TCDRS Board of Trustees at P. O. Box 2034, Austin, Texas 78768

2. Funding Policy

The County has elected the annually determined contribution rate (variable rate) plan provisions of the TCDRS ACT. The plan is funded by monthly contributions from both employee members and the employer based on the covered payroll of employee members. Under the TCDRS Act, the contribution rate of the employer is actuarially determined annually as follows:

Plan Year 2022 8.54%

Plan Year 2023 8.13%

The contribution rate payable by the employee members is the rate 5% as adopted annually by the commissioner's court with the options available in the TCDRS Act.

Concentrations of Credit Risk

Taxes receivables are due from citizens and businesses within the County's boundaries. Risk of loss is immaterial due to wide dispersion of receivables and because of policies which address procedures for filing property tax liens.

Fines receivable are due from citizens primarily within the County's boundaries. Risk of loss is immaterial due to wide dispersion of receivables and the estimated allowance for uncollectible.

Other Required Disclosures

2023 Grant Expenditures exceeded the \$750,000.00 threshold due to American Rescue Plan Act. As a result, Brown County is exempt from the Single Audit Requirement and falls under Supplemental Addendum 3 due to grand funding be less than \$10,000,000. Letter of Attestation to be filed upon receipt.